

2024

AP160V App Tub 160

Vasca cm 160 freestanding - tappo piletta in tinta con la vasca
(completa di sistema di scarico art. SIFVA4)
• con troppopieno

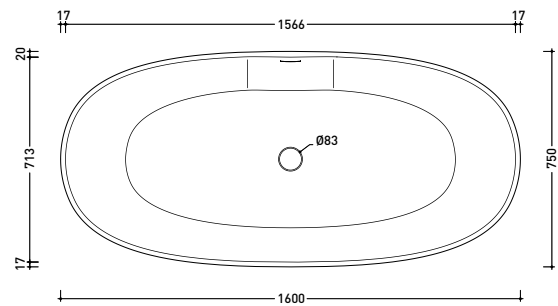

Complementi: **Rubinetti vasca linea ONE - NOKÉ - SI - FOLD - X1 - STIL**
Accessori linea TWO - HOOP - FOLD - STIL

Dim. Imballo | Peso - kg | Pz. Palet n° 1

UNI EN 14516 - CL1 Dop-No14516

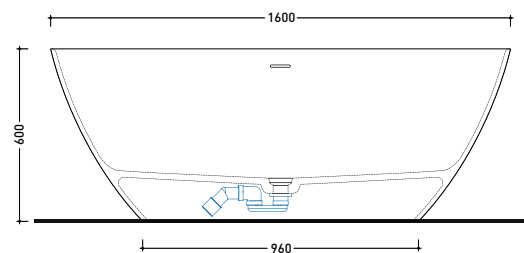


Preinstallazione - Preinstallation

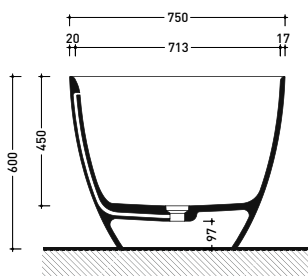


vista zenitale / zenital view

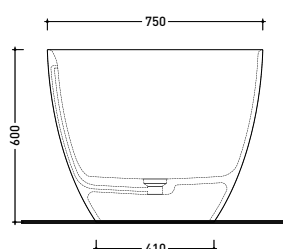
| SOLID SURFACE | GLOSSY GELCOAT |
|-------------------------------------|----------------------------------|
| Peso Netto Net Weight = 85 Kg | Peso Netto Net Weight = 107 Kg |
| Peso Lordo Gross Weight = 120 Kg | Peso Lordo Gross Weight = 142 Kg |
| Capacità Max / Max Capacity = 275 L | |



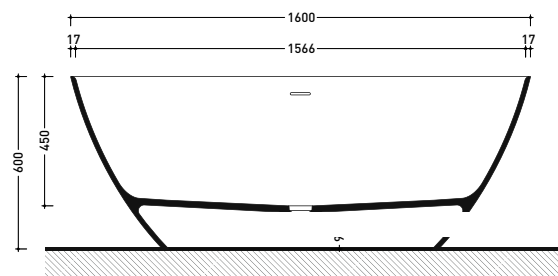
vista frontale / frontal view



sezione laterale / section



vista laterale / lateral view



sezione longitudinale / section

dimensioni in mm

Le misure dimensionali riportate hanno una tolleranza del 2%