

## AP113RS

### Back to wall wc H 48 PLUS\* gosilent

(flow reducer art. RIDFLUGOS included)

\* **WARNING:** bends and connectors are on demand

Complements: **SLIM** thermosetting seat&cover with front opening (APCW04)  
**SLIM** soft-closing thermosetting seat&cover with front opening (APCW05)

Technical accessories:

- \*Kit suitable for wall trap H 230 mm (LKR00)
- \*Kit suitable for floor trap from 50 to 80 mm (LKR90)
- \*Kit suitable for floor trap from 80 to 100 mm (LK8010)
- \*Kit suitable for floor trap from 100 to 120 mm (LK1012)
- \*Kit suitable for floor trap from 120 to 140 mm (LK1214)
- \*Kit suitable for floor trap from 140 to 160 mm (LK1416)
- \*Kit suitable for floor trap from 160 to 180 mm (LKRS)
- \*Kit suitable for floor trap from 180 to 200 mm (LK1820)
- \*Kit suitable for floor trap from 200 to 220 mm (LK2022)
- \*Kit suitable for floor trap from 220 to 340 mm (LK2233)
- Floor fixing kit (9003)

Package dim. cm | Weight 34,6 kg | Pz. Pallet n° 15

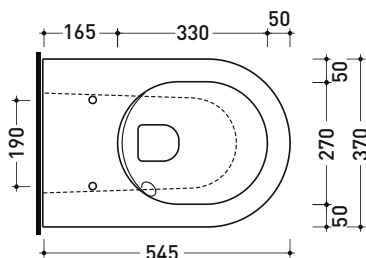


UNI EN 997

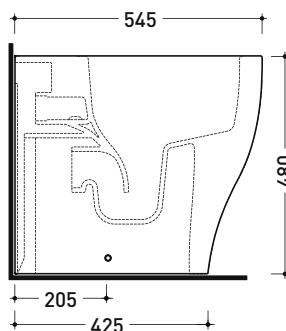
Dop-No997

pag. 1/2

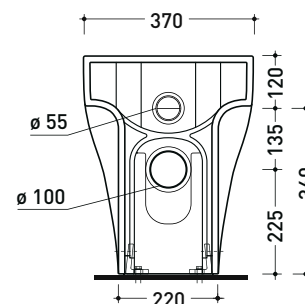
Flaminia does not recommend combining this toilet model with rapid-flow/flushometer systems or traditional high tanks



vista zenitale / zenital view

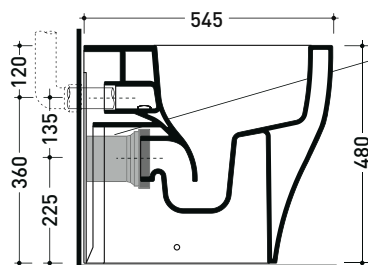


vista laterale / lateral view



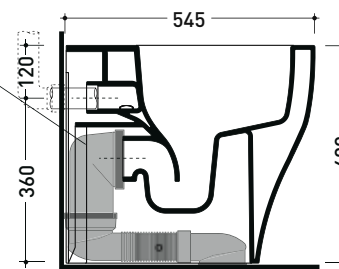
vista retro / back view

**SCARICO A PARETE**  
**PREDISPOSTO PER WC SOSPESO**  
 WALL DISCHARGE ARRANGEMENT  
 FOR WALL-HUNG WC



sezione longitudinale / section

**SCARICO A PAVIMENTO**  
**PREDISPOSTO DA 5 A 34 CM**  
 ARRANGEMENT DISCHARGE  
 TO FLOOR FROM 5 TO 34 CM



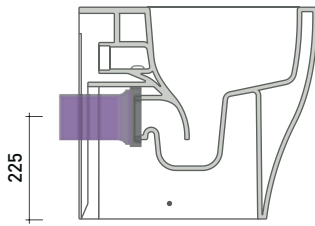
da/from 50 a/to 340 mm

sezione longitudinale / section

connessioni di scarico  
 da acquistare  
 separatamente  
 drainage connector  
 to be purchased separately

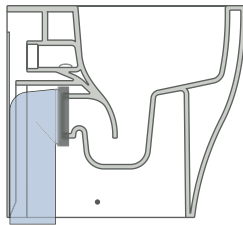
## KIT SUITABLE FOR WALL TRAP

**LKR00** (SET: LKR00)



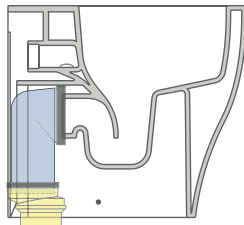
## KIT SUITABLE FOR FLOOR TRAP

**LKR90** (SET: LKR90)



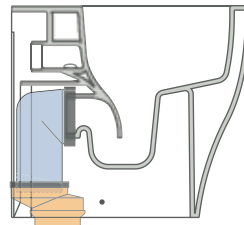
da/ from 50 a/ to 80 mm

**LK8010** (SET: LKR90+LKR20)



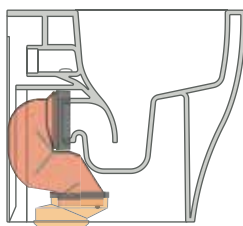
da/ from 80 a/ to 100 mm

**LK1012** (SET: LKR90+LKR40)



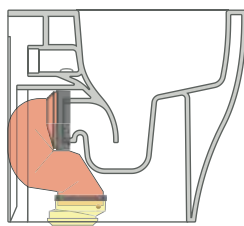
da/ from 100 a/ to 120 mm

**LK1214** (SET: LKRS+LKR40)



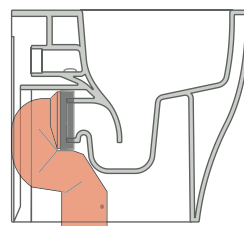
da/ from 120 a/ to 140 mm

**LK1416** (SET: LKRS+LKR20)



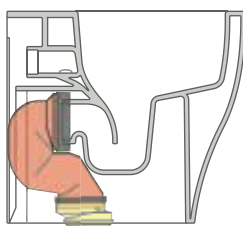
da/ from 140 a/ to 160 mm

**LKRS** (SET: LKRS)



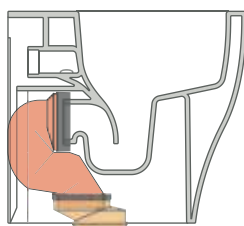
da/ from 160 a/ to 180 mm

**LK1820** (SET: LKRS+LKR20)



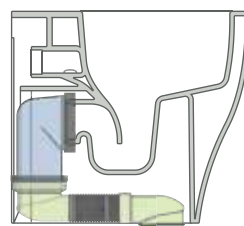
da/ from 180 a/ to 200 mm

**LK2022** (SET: LKRS+LKR40)



da/ from 200 a/ to 220 mm

**LK2233** (SET: LKR90+LKR33)



da/ from 220 a/ to 340\* mm

**ATTENTION: THE DRAINAGE CONNECTORS ARE NOT INCLUDED**