

2022

## CKD412 L50 x P37 x H50

Wall-hung unit - 2 DOORS

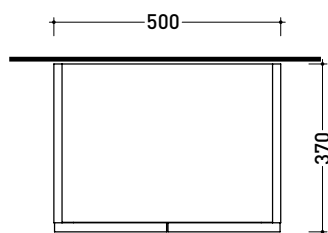
**TOP NOT INCLUDED**

Complements: Mirrors line: FLAG, MADRE

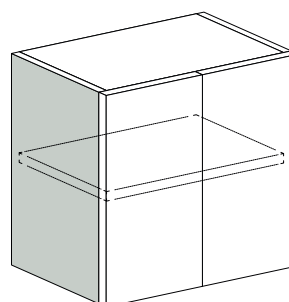
Package dim.

Weight 17,3 kg

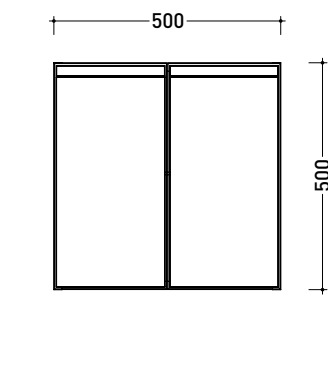
Pz. Pallet n° -



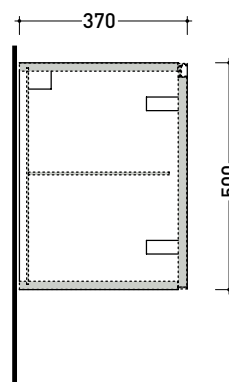
vista zenitale / zenital view



assonometria / axonometry



vista frontale / frontal view



sezione longitudinale / section

sizes in mm

2022

## CKPR38 L 50 to max 270 x P 38 x H 1,2

Wooden top from 50 to 270 cm  
suitable for VANITY UNIT and simple UNIT depth 37 cm

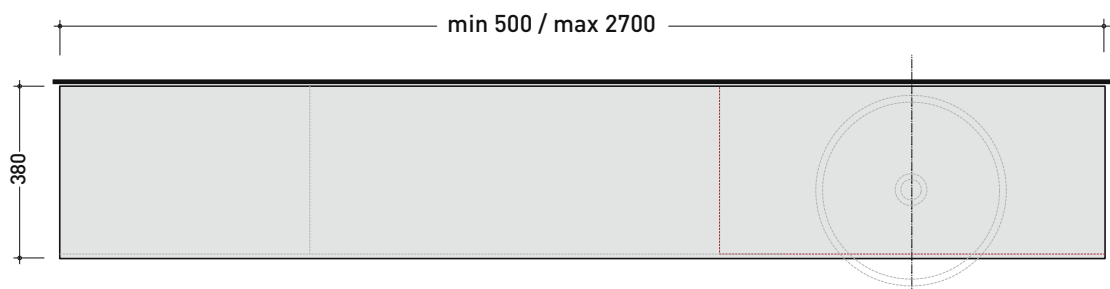
**WARNING:**

Flaminia can forate the top surface for the placement of countertop washbasins only at the central axis of the underlying **VANITY UNIT**.

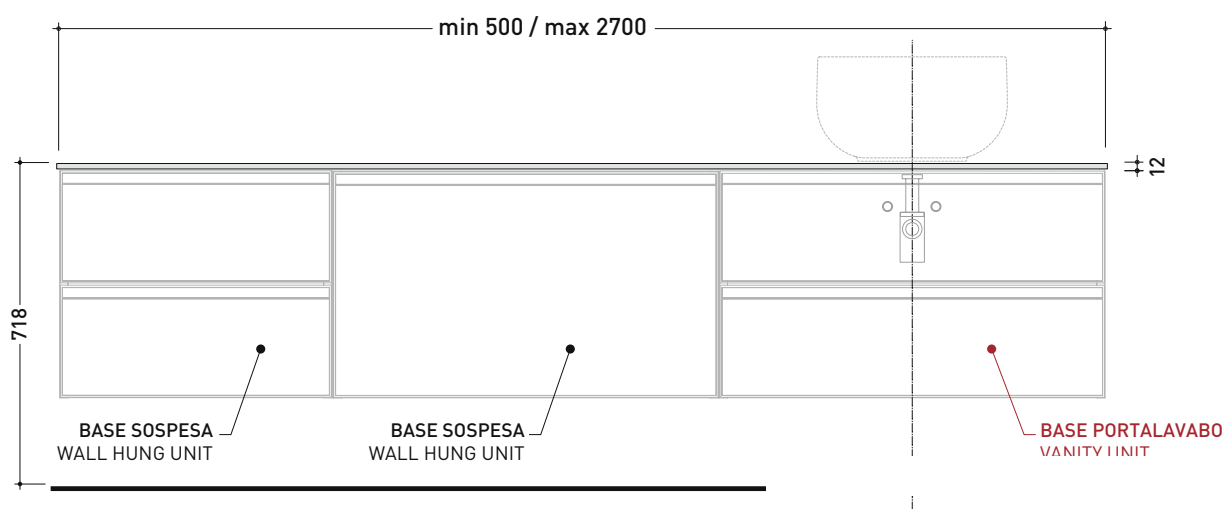


CE

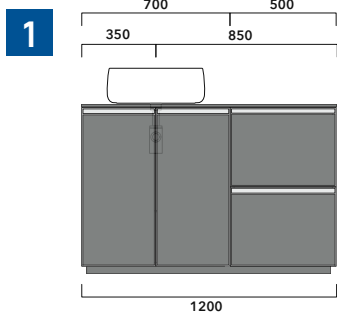
vista zenitale / zenital view



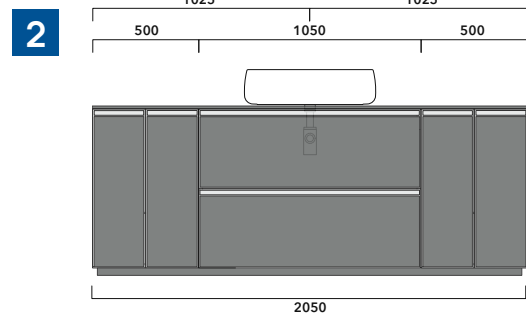
vista frontale / frontal view



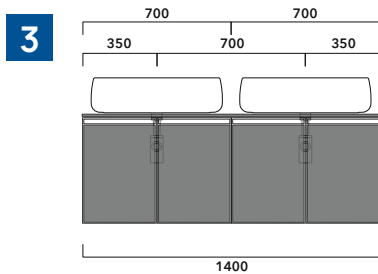
sizes in mm



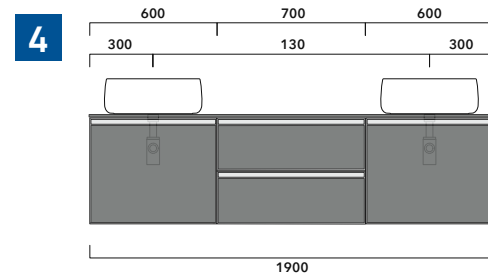
**1 I** depth cm 37:  
n.1 CKD909 + n.1 CKD151 + CKPR38 cm 120



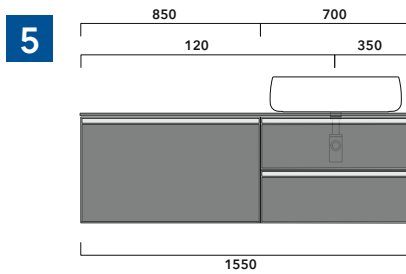
**2 I** depth cm 37:  
n.2 CKD108 + n.1 CKD753 + CKPR38 cm 205



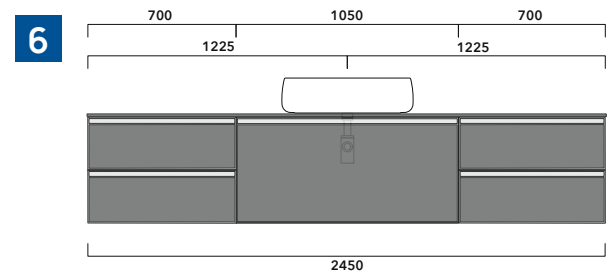
**3 I** depth cm 37:  
n.2 CKD802 + CKPR38 cm 140



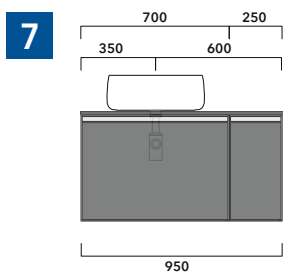
**4 I** depth cm 37:  
n.1 CKD800 + n. 1 CKD424 + CKPR38 cm 190



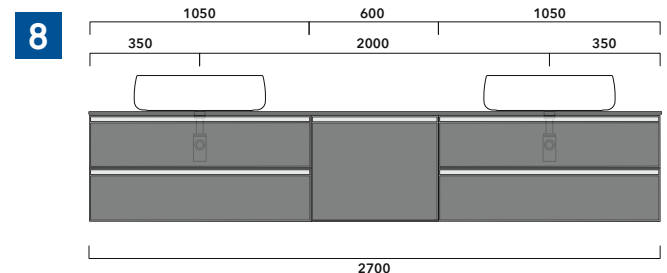
**5 I** depth cm 37:  
n.1 CKD486 + n.1 CKD808 + CKPR38 cm 155



**6 I** depth cm 37:  
n.2 CKD424 + n.1 CKD892 + CKPR38 cm 245



**7 I** depth cm 37:  
n.1 CKD875 + n. 1 CKD400 + CKPR38 cm 95



**8 I** depth cm 37:  
n.2 CKD838 + n. 1 CKD620 + CKPR38 cm 270

➔ **FLAMINIA.** MODULO PER LA REALIZZAZIONE DELLE COMPOSIZIONI MOBILI **CUBIKA**  
 CUSTOMIZED COMPOSITION FORM FOR **CUBIKA** UNITS



**E' obbligatorio fotocopiare questa pagina, compilarla con cura e allegarla all'ordine.**  
 It is compulsory to photocopy this page, carefully fill in and attach to the order.

➔➔ **1** DETTAGLI ORDINE / ORDER DETAILS

ordinante - buyer \_\_\_\_\_ cliente - client \_\_\_\_\_

ordine - order n: \_\_\_\_\_ data - date: \_\_\_\_\_ ref.: \_\_\_\_\_

annotazioni - notes \_\_\_\_\_

➔➔ **2** PROFONDITÀ MOBILE / UNIT DEPTH

É importante consultare il listino prezzi / It's important to consult price list

CM 37

CM 50

➔➔ **3** DISEGNO / DRAWING



➔➔ **4** ELENCO ARTICOLI / ARTICLE LIST

É importante consultare il listino prezzi  
 It's important to consult price list

n. art. dim. \_\_\_\_\_

n. art. dim. \_\_\_\_\_

n. art. dim. \_\_\_\_\_

n. art. dim. \_\_\_\_\_

n. art. dim. \_\_\_\_\_

n. art. dim. \_\_\_\_\_

n. art. dim. \_\_\_\_\_

**IMPORTANTE:** per il mobile con una sola anta  
 specificare se è cerniera sinistra o destra  
**IMPORTANT:** for cabinet with one door specify  
 whether it is left or right hinge

➔➔ **5** LAVABO DA APPOGGIO / COUTERTOP BASIN

FLAMINIA lavabo/basin art. \_\_\_\_\_

NO FLAMINIA lavabo/basin  
 (allegare scheda tecnica / enclose a technical drawing)

➔➔ **6** FINITURA TOP / FINISH TOP

essenze legno / wood:

GRES:

legno laccato opaco / mat lacquered wood:

EUCALIPTO

FOKOS SALE

BIANCO

TAUPE

BORDEAUX

NOCE GRECA

FOKOS TERRA

GREY

CIPRIA

VERDE PALUDE

ROVERE NAT. GRECA

JUTA

ROSA VINTAGE

➔➔ **6** SCELTA FINITURA / FINISH SELECTION

essenze legno / wood:

GRES:

legno laccato opaco / mat lacquered wood:

EUCALIPTO

FOKOS SALE

BIANCO

TAUPE

BORDEAUX

NOCE GRECA

FOKOS TERRA

GREY

CIPRIA

VERDE PALUDE

ROVERE NAT. GRECA

JUTA

ROSA VINTAGE