

AP114RS

Back to wall wc PLUS* gosilent with front opening

(flow reducer art. RIDFLUGOS included)

* **WARNING:** bends and connectors are on demand

Complements: SLIM thermosetting seat&cover with front opening (APCW04)
SLIM soft-closing thermos. seat&cover with front opening (APCW05)

Technical accessories:

- *Kit suitable for wall trap H 230 mm (LKR00)
- *Kit suitable for floor trap from 50 to 80 mm (LKR90)
- *Kit suitable for floor trap from 80 to 100 mm (LK8010)
- *Kit suitable for floor trap from 100 to 120 mm (LK1012)
- *Kit suitable for floor trap from 120 to 140 mm (LK1214)
- *Kit suitable for floor trap from 140 to 160 mm (LK1416)
- *Kit suitable for floor trap from 160 to 180 mm (LKRS)
- *Kit suitable for floor trap from 180 to 200 mm (LK1820)
- *Kit suitable for floor trap from 200 to 220 mm (LK2022)
- *Kit suitable for floor trap from 220 to 340 mm (LK2233)
- Floor fixing kit (9003)

Package dim. cm | Weight 34,6 kg | Pz. Pallet n° 15

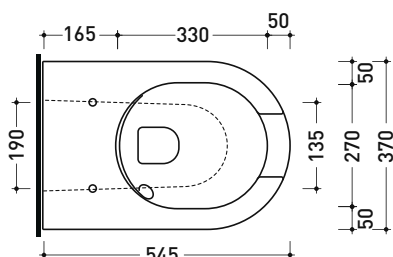


UNI EN 997

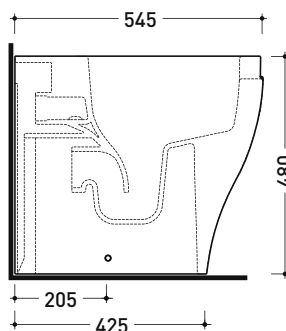
Dop-No997

pag. 1/2

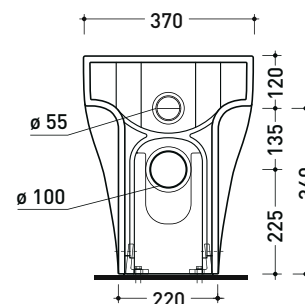
Flaminia does not recommend combining this toilet model with rapid-flow/flushometer systems or traditional high tanks



vista zenitale / zenital view

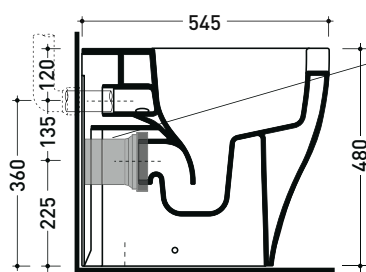


vista laterale / lateral view



vista retro / back view

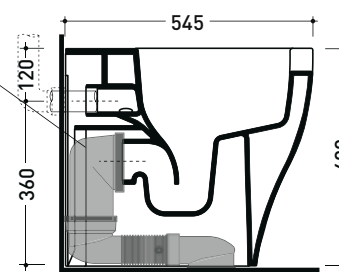
SCARICO A PARETE
PREDISPOSTO PER WC SOSPESO
WALL DISCHARGE ARRANGEMENT
FOR WALL-HUNG WC



da/from 100 a/to 120 mm

sezione longitudinale / section

SCARICO A PAVIMENTO
PREDISPOSTO DA 5 A 34 CM
ARRANGEMENT DISCHARGE
TO FLOOR FROM 5 TO 34 CM



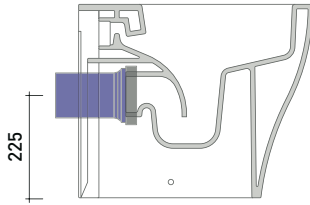
da/from 50 a/to 340 mm

sezione longitudinale / section

connessioni di scarico
da acquistare
separatamente
drainage connector
to be purchased separately

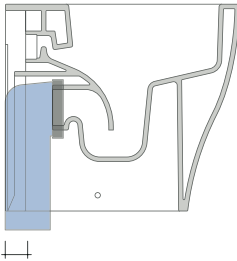
KIT SUITABLE FOR WALL TRAP

LKR00 (SET: LKR00)



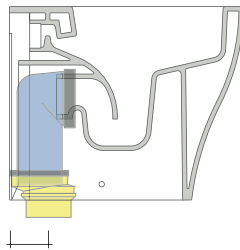
KIT SUITABLE FOR FLOOR TRAP

LKR90 (SET: LKR90)



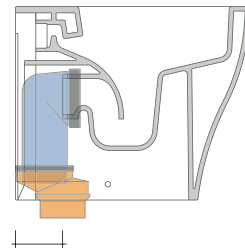
da/ from 50 a/ to 80 mm

LK8010 (SET: LKR90+LKR20)



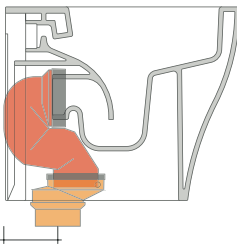
da/ from 80 a/ to 100 mm

LK1012 (SET: LKR90+LKR40)



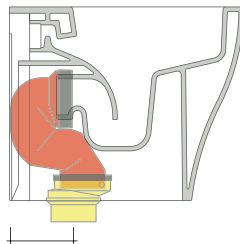
da/ from 100 a/ to 120 mm

LK1214 (SET: LKRS+LKR40)



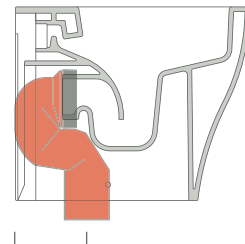
da/ from 120 a/ to 140 mm

LK1416 (SET: LKRS+LKR20)



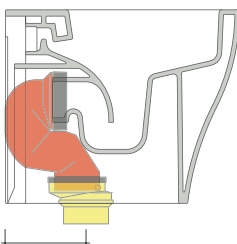
da/ from 140 a/ to 160 mm

LKRS (SET: LKRS)



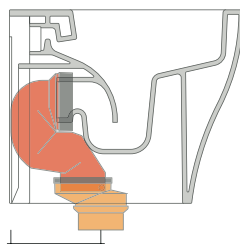
da/ from 160 a/ to 180 mm

LK1820 (SET: LKRS+LKR20)



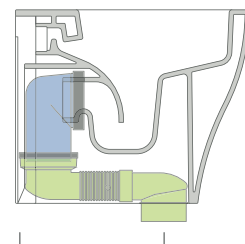
da/ from 180 a/ to 200 mm

LK2022 (SET: LKRS+LKR40)



da/ from 200 a/ to 220 mm

LK2233 (SET: LKR90+LKR33)



da/ from 220 a/ to 340* mm

ATTENTION: THE DRAINAGE CONNECTORS ARE NOT INCLUDED