

2022

## CKD948 L 120 x P 37 x H 50

Wall hung vanity unit H50 - 2 DRAWERS

**TOP NOT INCLUDED**

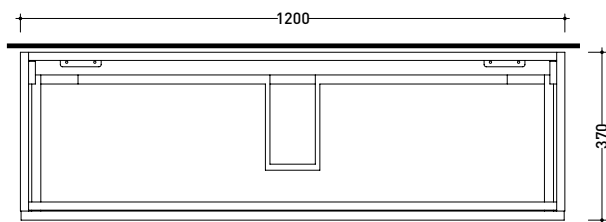
Complements: **countertop basins:**  
**App** (AP40A - AP62A) / **AppLight** (AP5037 - AP6037) / **Boll** (BL42L - BL56L) / **Flag** (FG40A - FG50A) / **Monò 54** (MN54L) / **NudaSlim** (ND60A - ND60L - ND60PR - ND75A - ND75L - ND75PR) / **Pass** (PS62C) / **Saltodacqua** (SD42L)  
**Mirrors line:** FLAG, MADRE

Technical accessories: **Chrome space saving basin siphon**

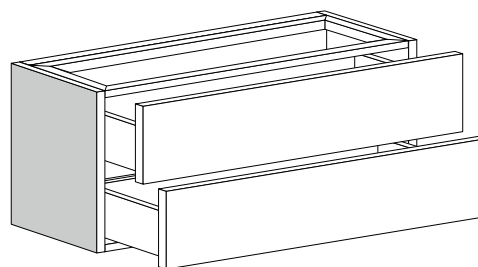
Package dim.

Weight **29,3 kg**

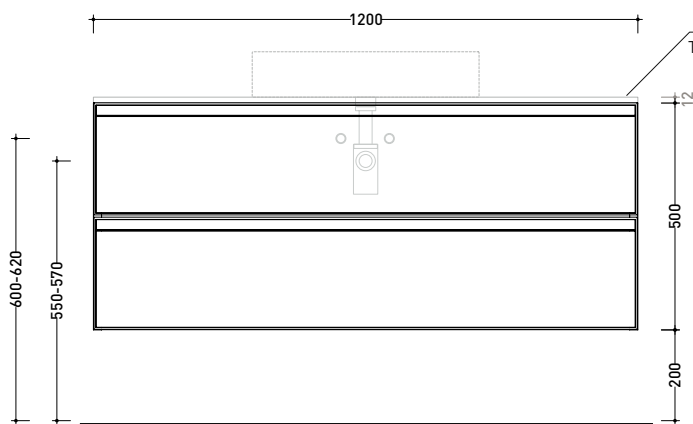
Pz. Pallet n° -



vista zenitale / zenital view

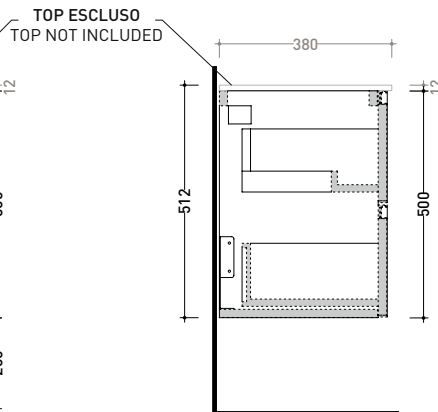


assonometria / axonometry



vista frontale / frontal view

**ATTENZIONE/ATTENTION:**  
 utilizzare un sifone salvaspazio  
 to use a space-saving siphon



sezione longitudinale / section

sizes in mm

2022

## CKPR38 L 50 to max 270 x P 38 x H 1,2

Wooden top from 50 to 270 cm  
suitable for VANITY UNIT and simple UNIT depth 37 cm

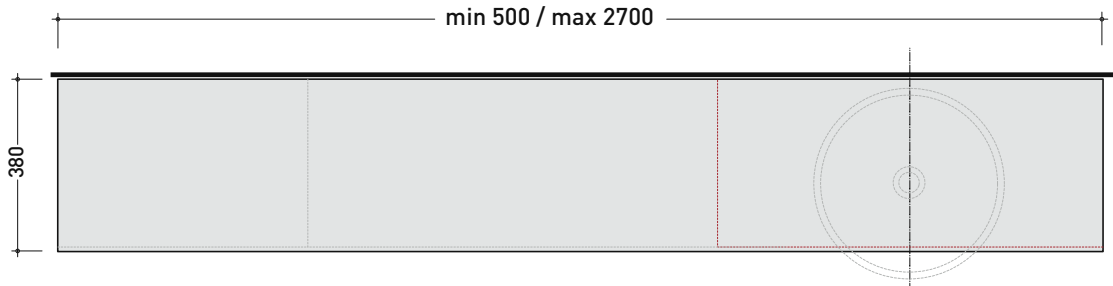
**WARNING:**

Flaminia can forate the top surface for the placement of countertop washbasins only at the central axis of the underlying **VANITY UNIT**.

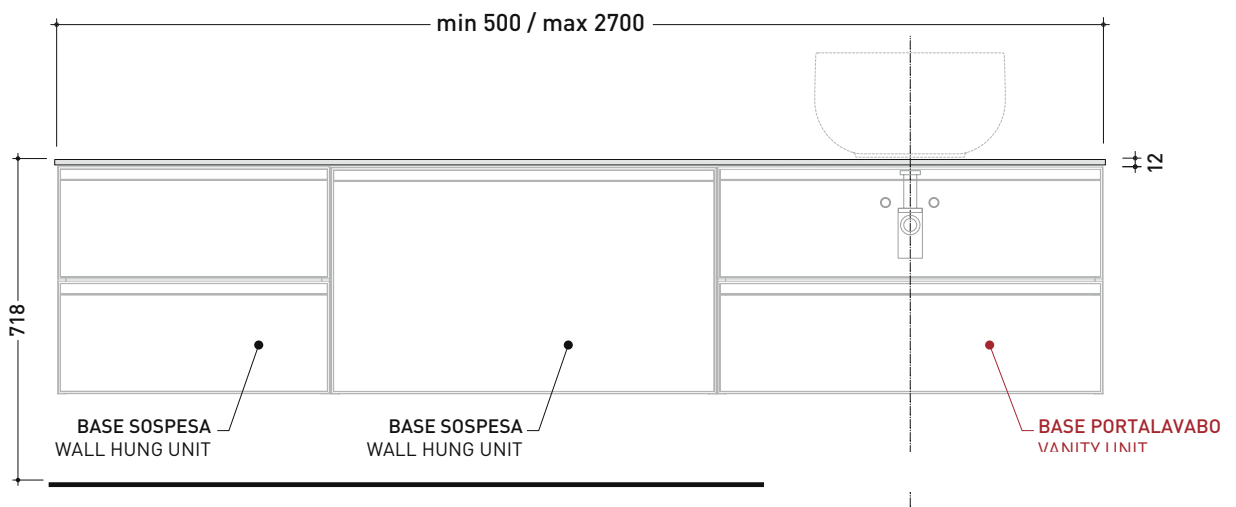


CE

vista zenitale / zenital view



vista frontale / frontal view



sizes in mm

## VANITY UNIT DEPTH: CM 37

App 40 art. AP40A

App 62 art. AP62A

Boll 42 art. BL42L

Boll 56 art. BL56L

Flag 40 art. FG40A

Flag 50 art. FG50A

Monò 54 art. MN54L

NudaSlim 60 art. ND60A

NudaSlim 60 art. ND60L

NudaSlim 60 art. ND60PR

NudaSlim 75 art. ND75A

NudaSlim 75 art. ND75L

NudaSlim 75 art. ND75PR

Pass 39 art. PS39LM

Pass 60 art. PS60A

Pass 65 art. PS65AT

Pass 62 art. PS62C

Saltodacqua art. SD42L

Void 44 art. VD44L

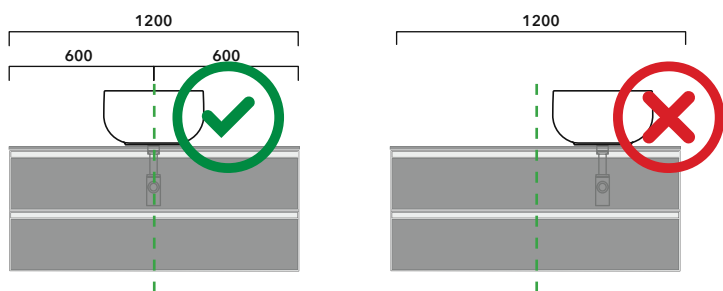
## INDICATIONS FOR THE REALIZATION OF COMPOSITIONS

Taking care to the difference between **VANITY** or **WALL HUNG UNITS**:

- The drawer and the back of **VANITY UNIT** are cutted to permit the siphon installation.
- **WALL HUNG UNIT** are completely closed.

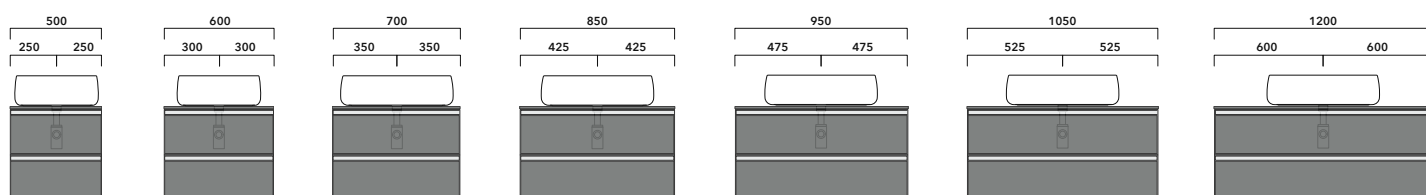
### WARNING:

**THE BASIN IS ALWAYS IN THE CENTRE OF THE WALL HUNG VANITY UNIT**

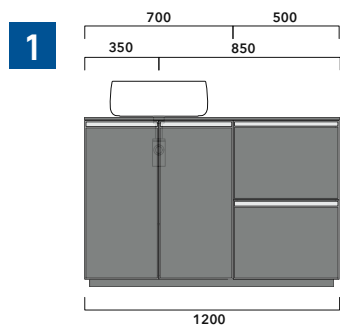


### WARNING:

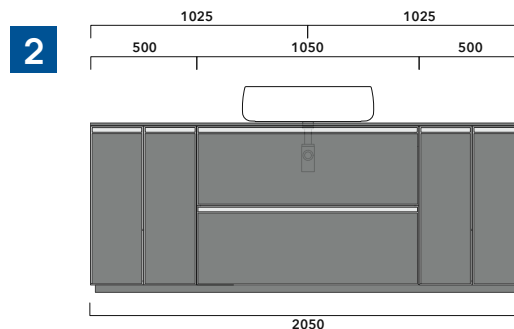
**TOP IS NOT INCLUDED**



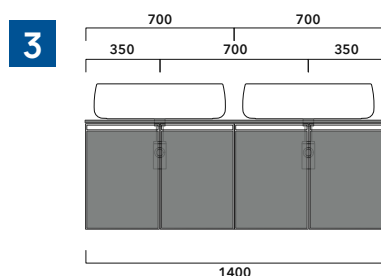
Vanity units are suitable for **COUNTERTOP BASIN** only (NOT for recessed, semi-inset or undercounter ones).



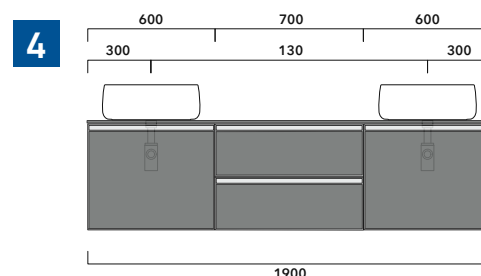
**1 I** depth cm 37:  
n.1 CKD909 + n.1 CKD151 + CKPR38 cm 120



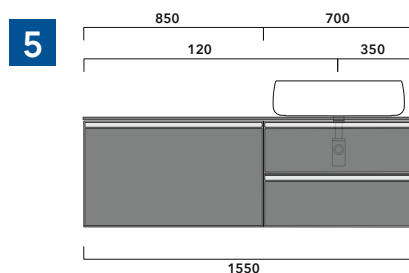
**2 I** depth cm 37:  
n.2 CKD108 + n.1 CKD753 + CKPR38 cm 205



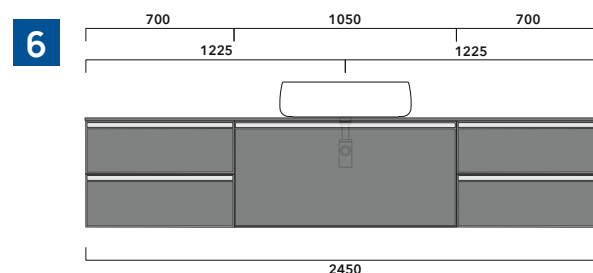
**3 I** depth cm 37:  
n.2 CKD802 + CKPR38 cm 140



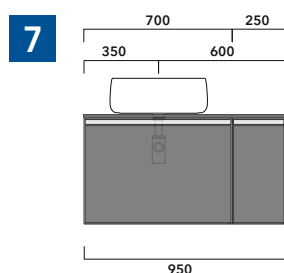
**4 I** depth cm 37:  
n.1 CKD800 + n. 1 CKD424 + CKPR38 cm 190



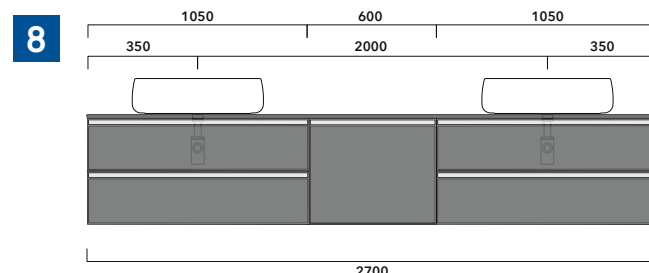
**5 I** depth cm 37:  
n.1 CKD486 + n.1 CKD808 + CKPR38 cm 155



**6 I** depth cm 37:  
n.2 CKD424 + n.1 CKD892 + CKPR38 cm 245



**7 I** depth cm 37:  
n.1 CKD875 + n. 1 CKD400 + CKPR38 cm 95



**8 I** depth cm 37:  
n.2 CKD838 + n. 1 CKD620 + CKPR38 cm 270

# → FLAMINIA. MODULO PER LA REALIZZAZIONE DELLE COMPOSIZIONI MOBILI CUBIKA CUSTOMIZED COMPOSITION FORM FOR CUBIKA UNITS



E' obbligatorio fotocopiare questa pagina, compilarla con cura e allegarla all'ordine.  
It is compulsory to photocopy this page, carefully fill in and attach to the order.

## » 1 DETTAGLI ORDINE / ORDER DETAILS

ordinante - buyer

cliente - client

ordine - order n:

data - date:

ref.:

annotazioni - notes


## » 2 PROFONDITÀ MOBILE / UNIT DEPTH

É importante consultare il listino prezzi / It's important to consult price list

CM 37

CM 50

## » 3 DISEGNO / DRAWING



## » 4 ELENCO ARTICOLI / ARTICLE LIST

É importante consultare il listino prezzi  
It's important to consult price list

n. art. dim.

n. art. dim.

n. art. dim.

n. art. dim.

n. art. dim.

n. art. dim.

n. art. dim.

**IMPORTANTE:** per il mobile con una sola anta  
specificare se è cerniera sinistra o destra  
**IMPORTANT:** for cabinet with one door specify  
whether it is left or right hinge

## » 5 LAVABO DA APPOGGIO / COUTERTOP BASIN

FLAMINIA lavabo/basin art. \_\_\_\_\_

NO FLAMINIA lavabo/basin  
(allegare scheda tecnica / enclose a technical drawing)

## » 6 FINITURA TOP / FINISH TOP

essenze legno / wood:

GRES:

legno laccato opaco / mat lacquered wood:

EUCALIPTO

FOKOS SALE

BIANCO

TAUPE

BORDEAUX

NOCE GRECA

FOKOS TERRA

GREY

CIPRIA

VERDE PALUDE

ROVERE NAT. GRECA

JUTA

ROSA VINTAGE

## » 6 SCELTA FINITURA / FINISH SELECTION

essenze legno / wood:

GRES:

legno laccato opaco / mat lacquered wood:

EUCALIPTO

FOKOS SALE

BIANCO

TAUPE

BORDEAUX

NOCE GRECA

FOKOS TERRA

GREY

CIPRIA

VERDE PALUDE

ROVERE NAT. GRECA

JUTA

ROSA VINTAGE