

## CKD809 L 70 x P 50 x H 50

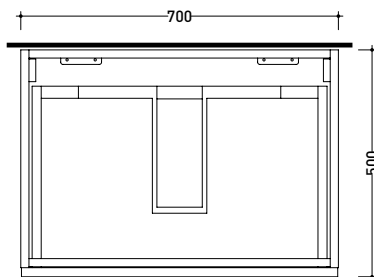
Wall hung vanity unit H50 - 2 DRAWERS

**TOP NOT INCLUDED**

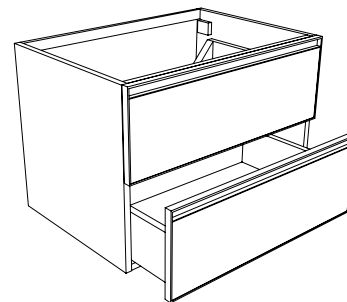
Complements: **countertop basins:**  
**Acqualight** (5058) / **App** (AP40A - AP62A) / **AppLight** (AP5047 - AP6047) / **Boll** (BL42L - BL56L) / **Bonola** (BN46A - BN50A - BN60A) / **Box** (BX40A) / **Flag** (FG40A - FG50A - FG64L) / **Fluo** (FU60L) / **Fonte** (FT52L) / **Monò** (MN64L) / **Miniwash** (MWL40 - MWL48 - MWL60 - MW60PR) / **Nile** (NL40A - NL62A) / **Nuda** (5083) / **NudaSlim** (ND60A) / **Pass** (PS50L - PS62L - PS62C) / **Play** (PY42A - PY52A) / **Roll** (RL44L - RL56L) / **Saltodacqua** (SD42L) / **Settecento** (SE44A - SE50A) / **Spire** (SP48A - SP48D - SP58A - SP58D) / **TwinSet Slim** (TW42A - TW42C) / **Volo** (VL52L - VL66L)  
**Mirrors line:** FLAG, MADRE

Technical accessories: **Chrome space saving basin siphon**

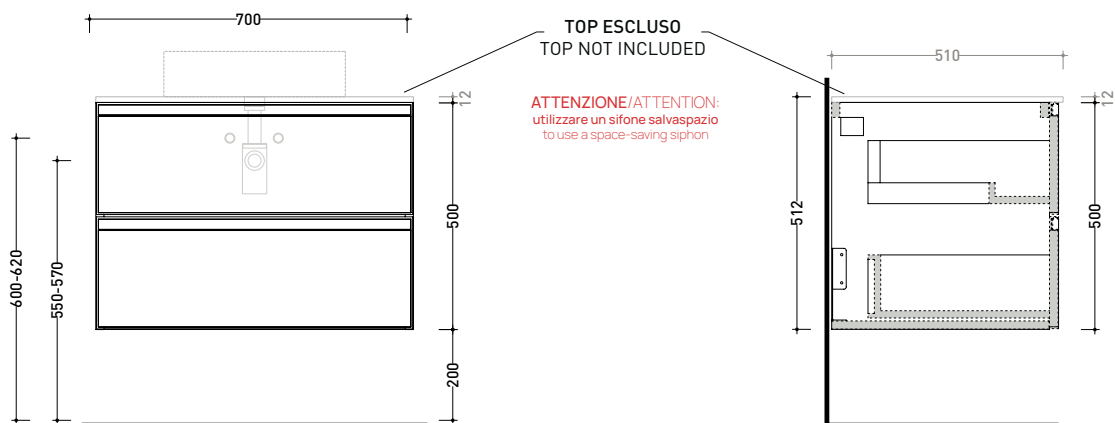
Package dim. | Weight **23,8 kg** | Pz. Pallet n° -



vista zenitale / zenital view



assonometria / axonometry



vista frontale / frontal view

sizes in mm

2022

## CKPR51 L 50 a max 270 x P 51 x H 1,2

Wooden top from 50 to 270 cm  
suitable for VANITY UNIT and simple UNIT depth 50 cm

**WARNING:**

Flaminia can forate the top surface for the placement of countertop washbasins only at the central axis of the underlying **VANITY UNIT**.

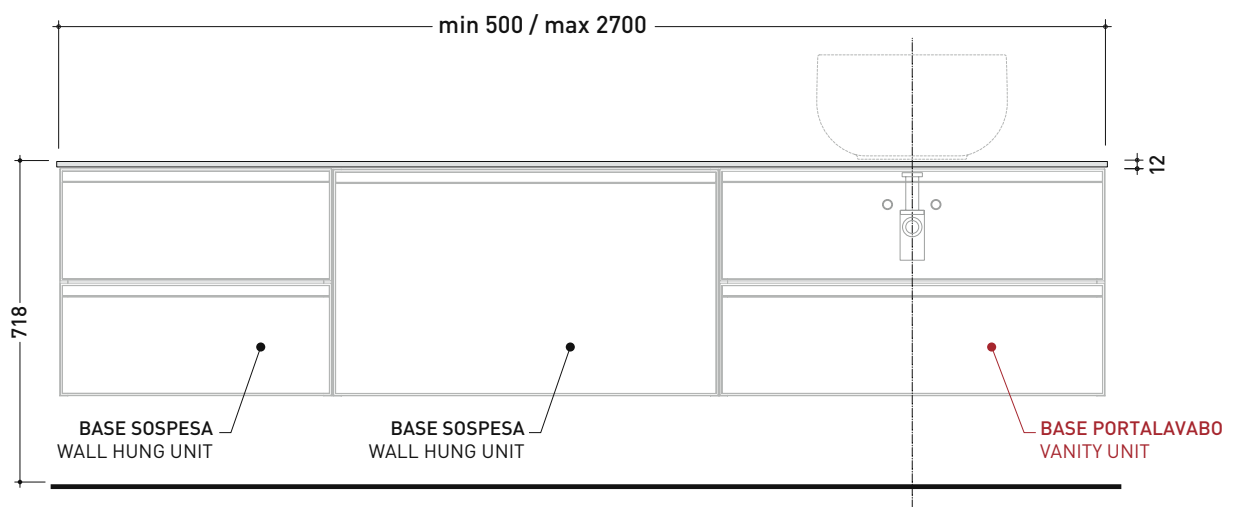


CE

vista zenitale / zenital view



vista frontale / frontal view



sizes in mm

## VANITY UNIT DEPTH: CM 50

Acqualigth art. 5058	Monò 64 art. MN64L	Pass 72 art. PS72L
App 40 art. AP40A	Monò 74 art. MN74L	Play 42 art. PY42A
App 62 art. AP62A	Monò 100 art. MN100L	Play 52 art. PY52A
AppLight 50 art. AP5047	Miniwash 40 art. MWL40	Play 62 art. PY62A
AppLight 60 art. AP6047	Miniwash 48 art. MWL48	Roll 44 art. RL44L
AppLight 80 art. AP8047	Miniwash 60 art. MWL60	Roll 56 art. RL56L
Boll 42 art. BL42L	Miniwash 60 art. MW60PR	Saltodacqua art. SD42L
Boll 56 art. BL56L	Miniwash 75 art. MWL75	Settecento 44 art. SE44A
Bonola 46 art. BN46A	Miniwash 75 art. MW75PR	Settecento 50 art. SE50A
Bonola 50 art. BN50A	Nile 40 art. NL40A	Spire 48 art. SP48A
Bonola 60 art. BN60A	Nile 62 art. NL62A	Spire+ 48 art. SP48D
Box 40 art. BX40A	Nuda 60 art. 5083	Spire 58 art. SP58A
Box 60 art. BX60A	NudaSlim 75 art. ND75A	Spire+ 58 art. SP58D
Flag 40 art. FG40A	Nuda 85 art. 5080	TwinSet Slim art. TW42A
Flag 50 art. FG50A	Nuda 85 art. 5081	TwinSet Slim art. TW42C
Flag 64 art. FG64L	Nuda 95 art. 5082	Volo 52 art. VL52L
Fluo 60 art. FU60L	Pass 50 art. PS50L	Volo 66 art. VL66L
Fluo 70 art. FU70L	Pass 62 art. PS62C	
Fonte Tonda art. FT52L	Pass 62 art. PS62L	

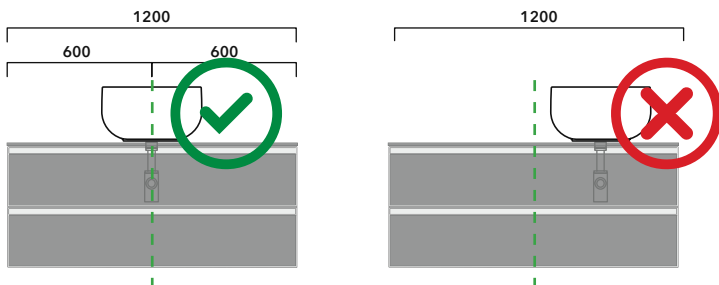
## INDICATIONS FOR THE REALIZATION OF COMPOSITIONS

Taking care to the difference between **VANITY** or **WALL HUNG UNITS**:

- The drawer and the back of **VANITY UNIT** are cutted to permit the siphon installation.
- **WALL HUNG UNIT** are completely closed.

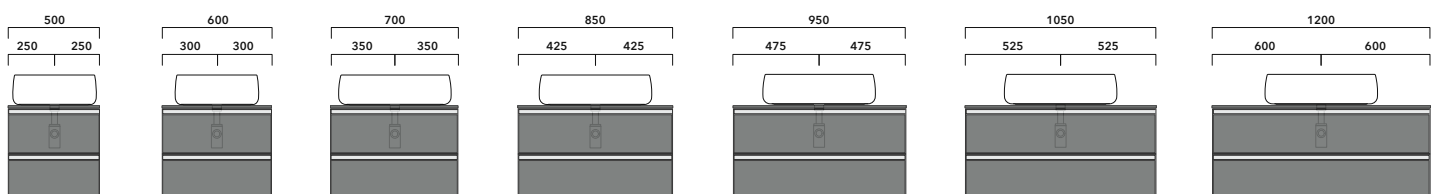
### WARNING:

**THE BASIN IS ALWAYS IN THE CENTRE OF THE WALL HUNG VANITY UNIT**

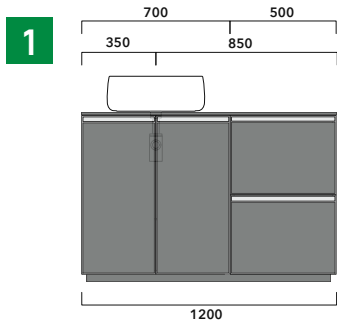


### WARNING:

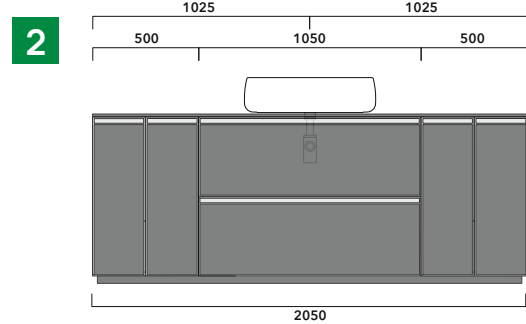
**TOP IS NOT INCLUDED**



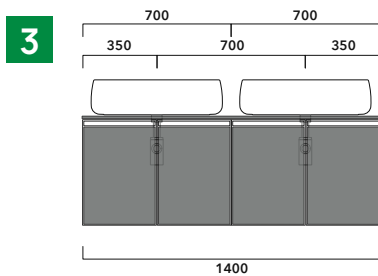
Vanity units are suitable for **COUNTERTOP BASIN** only (NOT for recessed, semi-inset or undercounter ones).



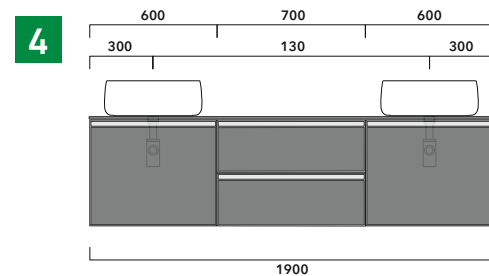
**1 |** profondità cm 50:  
n.1 CKD910 + n.1 CKD152 + CKPR51 cm 120



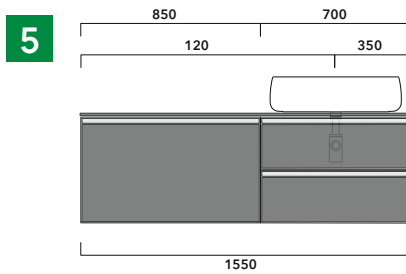
**2 |** profondità cm 50:  
n.2 CKD109 + n.1 CKD754 + CKPR51 cm 205



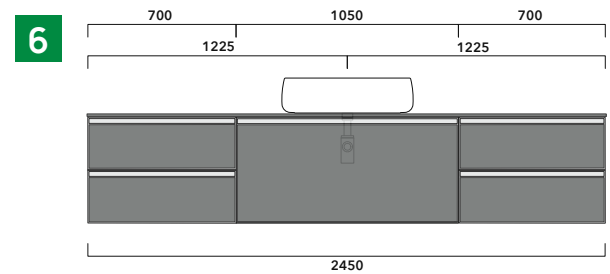
**3 |** profondità cm 50:  
n.2 CKD803 + CKPR51 cm 140



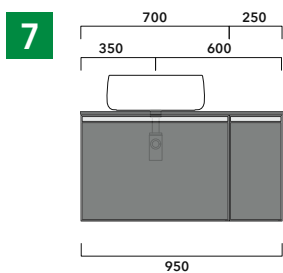
**4 |** profondità cm 50:  
n.1 CKD801 + n. 1 CKD425 + CKPR51 cm 190



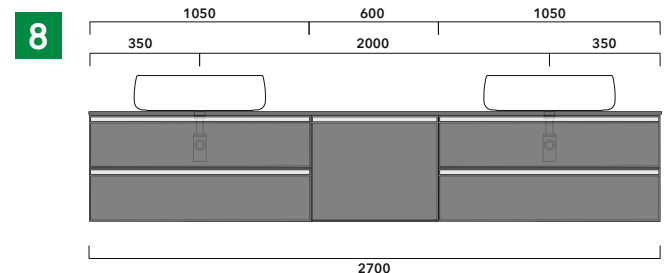
**5 |** profondità cm 50:  
n.1 CKD487 + n.1 CKD809 + CKPR51 cm 155



**6 |** profondità cm 50:  
n.2 CKD425 + n.1 CKD893 + CKPR51 cm 245



**7 |** profondità cm 50:  
n.1 CKD876 + n. 1 CKD401 + CKPR51 cm 95



**8 |** profondità cm 50:  
n.2 CKD839 + n. 1 CKD621 + CKPR51 cm 270

# → FLAMINIA. MODULO PER LA REALIZZAZIONE DELLE COMPOSIZIONI MOBILI CUBIKA CUSTOMIZED COMPOSITION FORM FOR CUBIKA UNITS



E' obbligatorio fotocopiare questa pagina, compilarla con cura e allegarla all'ordine.  
It is compulsory to photocopy this page, carefully fill in and attach to the order.

## » 1 DETTAGLI ORDINE / ORDER DETAILS

ordinante - buyer

cliente - client

ordine - order n:

data - date:

ref.:

annotazioni - notes


## » 2 PROFONDITÀ MOBILE / UNIT DEPTH

É importante consultare il listino prezzi / It's important to consult price list

CM 37

CM 50

## » 3 DISEGNO / DRAWING



## » 4 ELENCO ARTICOLI / ARTICLE LIST

É importante consultare il listino prezzi  
It's important to consult price list

n. art. dim.

n. art. dim.

n. art. dim.

n. art. dim.

n. art. dim.

n. art. dim.

n. art. dim.

**IMPORTANTE:** per il mobile con una sola anta  
specificare se è cerniera sinistra o destra  
**IMPORTANT:** for cabinet with one door specify  
whether it is left or right hinge

## » 5 LAVABO DA APPOGGIO / COUTERTOP BASIN

FLAMINIA lavabo/basin art. \_\_\_\_\_

NO FLAMINIA lavabo/basin  
(allegare scheda tecnica / enclose a technical drawing)

## » 6 FINITURA TOP / FINISH TOP

essenze legno / wood:

GRES:

legno laccato opaco / mat lacquered wood:

EUCALIPTO

FOKOS SALE

BIANCO

TAUPE

BORDEAUX

NOCE GRECA

FOKOS TERRA

GREY

CIPRIA

VERDE PALUDE

ROVERE NAT. GRECA

JUTA

ROSA VINTAGE

## » 6 SCELTA FINITURA / FINISH SELECTION

essenze legno / wood:

GRES:

legno laccato opaco / mat lacquered wood:

EUCALIPTO

FOKOS SALE

BIANCO

TAUPE

BORDEAUX

NOCE GRECA

FOKOS TERRA

GREY

CIPRIA

VERDE PALUDE

ROVERE NAT. GRECA

JUTA

ROSA VINTAGE