

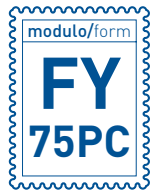
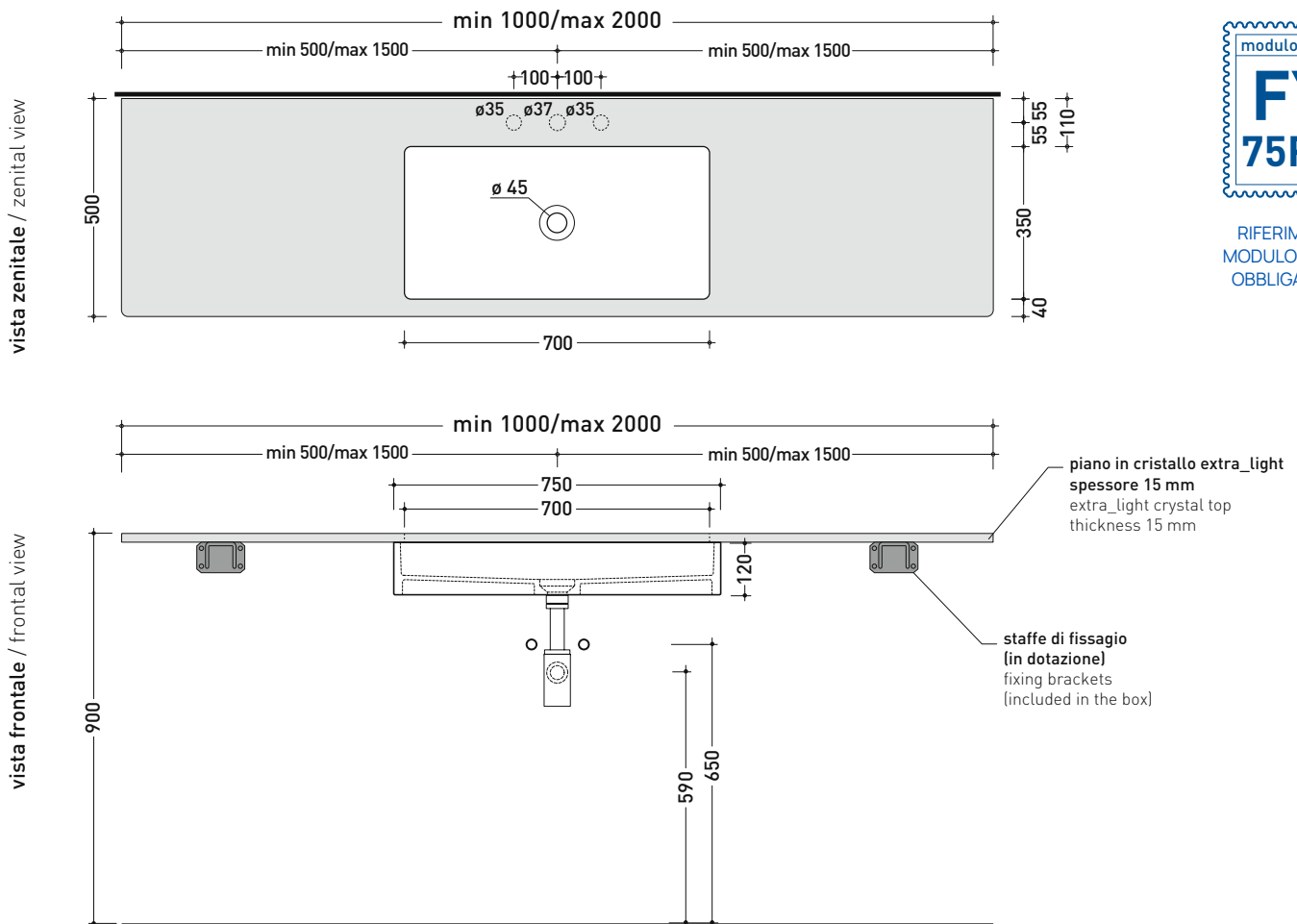
FY75PC + MW75SP

Piano in cristallo extra_light verniciato da cm 100 a 200 per lavabo Miniwash 75 sottopiano (staffe di fissaggio incluse)

Complementi: Lavabo MINIWASH 75 (MW75SP)
Specchi FLAG
Specchio MADRE




CE



RIFERIMENTO
MODULO ORDINE
OBBLIGATORIO

dimensioni in mm



MODULO PER LA REALIZZAZIONE DEI PIANI IN CRISTALLO **FLY** A MISURA PER ART. **MW75SP**
FLY CUSTOMIZED CRYSTAL SHELVES FOR ART. MW75SP FORM



E' obbligatorio fotocopiare questa pagina, compilarla con cura e allegarla all'ordine.
 It is compulsory to photocopy this page, carefully fill in and attach to the order.

➔➔ **1** DETTAGLI ORDINE / ORDER DETAILS

ordinante - buyer _____ cliente - client _____

ordine - order n: _____ data - date: _____ ref.: _____

annotazioni - notes _____

➔➔ **2** SCELTA ARTICOLO / ITEM CHOICE

E' importante consultare prima la scheda tecnica relativa
 It's important to consult before the technical detail

art. **FY75PC**
 mensola / shelf da / from **100 a / to 200 cm**

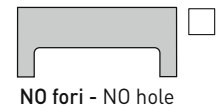
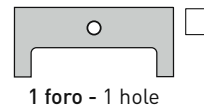
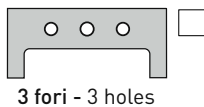
➔➔ **3** SCELTA COLORE / COLOUR SELECTION

CRISTALLO EXTRA_LIGHT
 EXTRA_LIGHT CRYSTAL

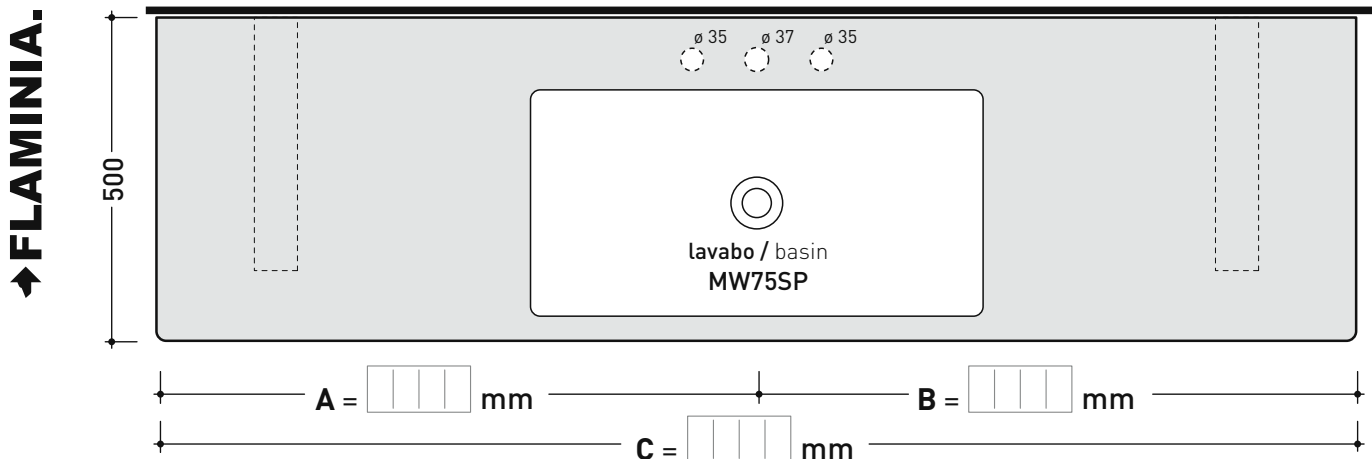
bianco - white nero - black

➔➔ **4** SCELTA DETTAGLI / DETAIL SELECTION


FORI RUBINETTERIA / TAP HOLES



➔➔ **5** SCELTA MISURE / MEASURES



- **A** = misura interasse lavabo da sinistra / left distance of basin.
- **B** = misura interasse lavabo da destra / right distance of basin.
- **C** = misura totale del piano / total length of the shelf.
- verificare sempre che / verify that: **A + B = C**.



MODULO PER LA REALIZZAZIONE DEI PIANI IN CRISTALLO **FLY** A MISURA PER DOPPIO ART. **MW75SP**
FLY CUSTOMIZED CRYSTAL SHELVES FOR DOUBLE ART. MW75SP FORM

E' obbligatorio fotocopiare questa pagina, compilarla con cura e allegarla all'ordine.
 It is compulsory to photocopy this page, carefully fill in and attach to the order.

➔➔ **1** DETTAGLI ORDINE / ORDER DETAILS

ordinante - buyer _____ cliente - client _____

ordine - order n: _____ data - date: _____ ref.: _____

annotazioni - notes _____

➔➔ **2** SCELTA ARTICOLO / ITEM CHOICE

E' importante consultare prima la scheda tecnica relativa
 It's important to consult before the technical detail

art. **FY75PC**
 mensola / shelf da / from **190 a** / to **200 cm**

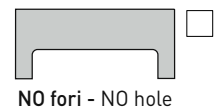
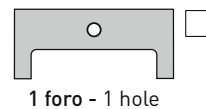
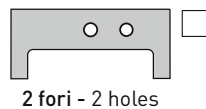
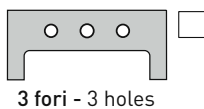
➔➔ **3** SCELTA COLORE / COLOUR SELECTION

CRISTALLO EXTRA_LIGHT
EXTRA_LIGHT CRYSTAL

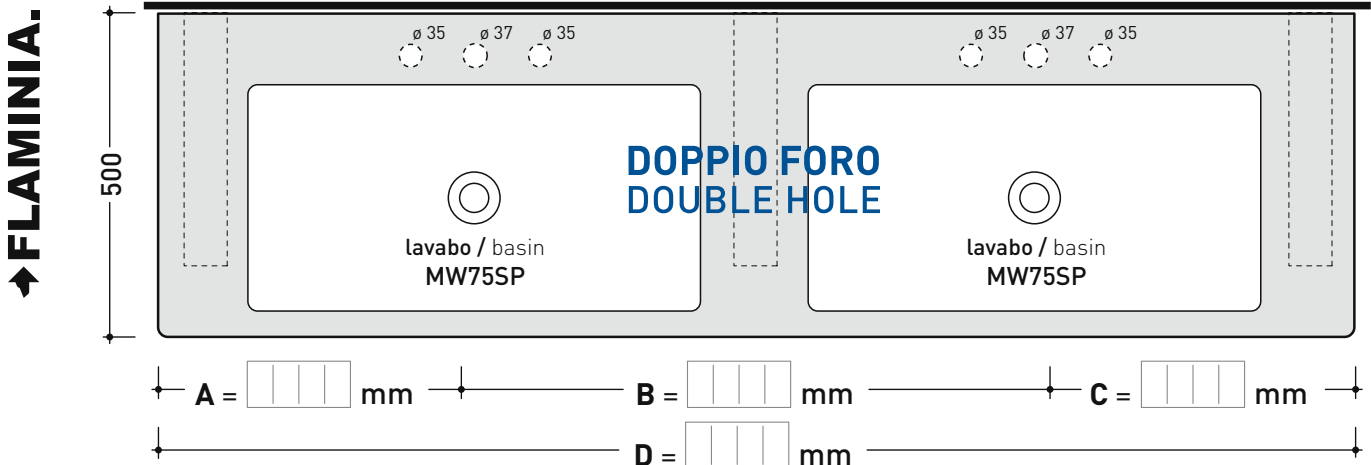
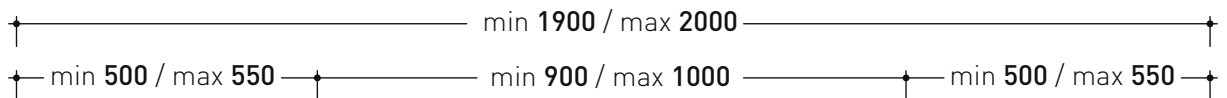
bianco - white nero - black

➔➔ **4** SCELTA DETTAGLI / DETAIL SELECTION

FORI RUBINETTERIA / TAP HOLES



➔➔ **5** SCELTA MISURE / MEASURES



- **A** = misura interasse lavabo da sinistra / left distance of basin.
- **B** = misura interasse lavabi / distance between basins.
- **C** = misura interasse lavabo da destra / right distance of basin.
- **D** = misura totale del piano / total length of the shelf.
- verificare sempre che / verify that: **A + B + C = D.**