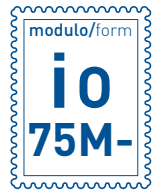
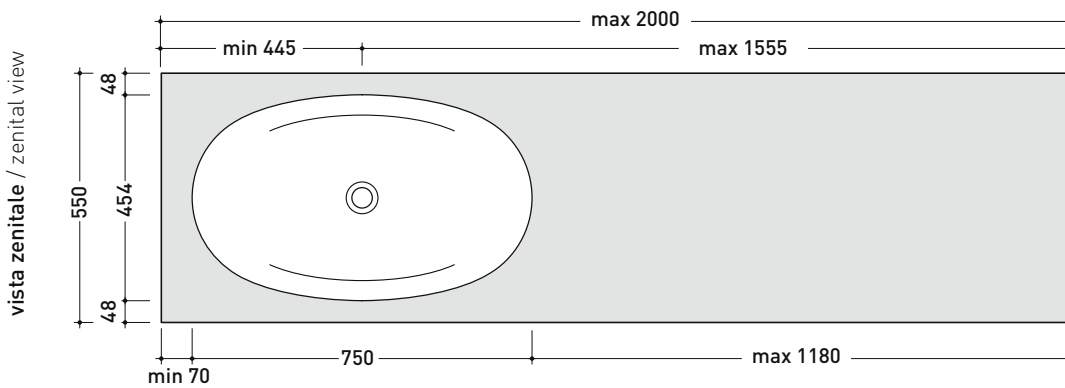
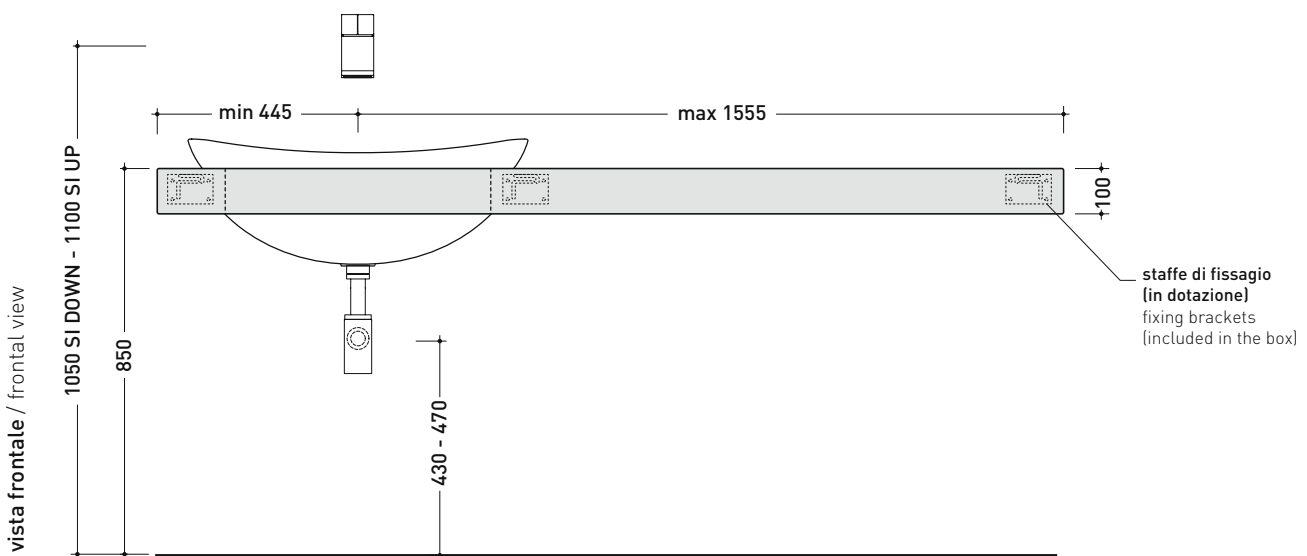


design ALEXANDER DURINGER and STEFANO ROSINI

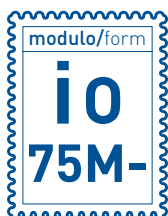
2004

**IO75M2**Shelf from 100 to 150 x 55 x h 10 cm suitable for IO75 basin  
(fixing brackets included)**IO75M3**Shelf from 150 to 200 x 55 x h 10 cm suitable for IO75 basin  
(fixing brackets included)Complements: IO75 recessed basin (IO4275)  
FLAG mirrors  
MADRE mirror

TAP HOLES ARE NOT MADE ON THIS ARTICLE BY FLAMINIA

REFERENCE TO  
THE COMPULSORY  
ORDER FORM

sizes in mm



MODULO PER LA REALIZZAZIONE DELLE MENSOLE **IO** A MISURA PER ART. **IO4275**

**IO** CUSTOMIZED SHELVES FOR ART. **IO4275** FORM



**E' obbligatorio fotocopiare questa pagina, compilarla con cura e allegarla all'ordine.**  
Is compulsory to photocopy this page, carefully fill in and attach to the order.

➔➔ **1** DETTAGLI ORDINE / ORDER DETAILS

cliente - client

ordine - order n:

data - date:

ref.:

annotazioni - notes

➔➔ **2** SCELTA ARTICOLO / ITEM CHOICE

E' importante consultare prima la scheda tecnica relativa  
It's important to consult before the technical detail

art. **IO75M2**  
mensola / shelf da / from 100 a / to 150 cm

art. **IO75M3**  
mensola / shelf da / from 150 a / to 200 cm

art. **IO75M4**  
mensola / shelf da / from 100 a / to 250 cm  
(solo in **Pietraluce** / only in **Pietraluce**)

➔➔ **3** SCELTA MATERIALE / MATERIAL SELECTION

**PIETRALUCE**

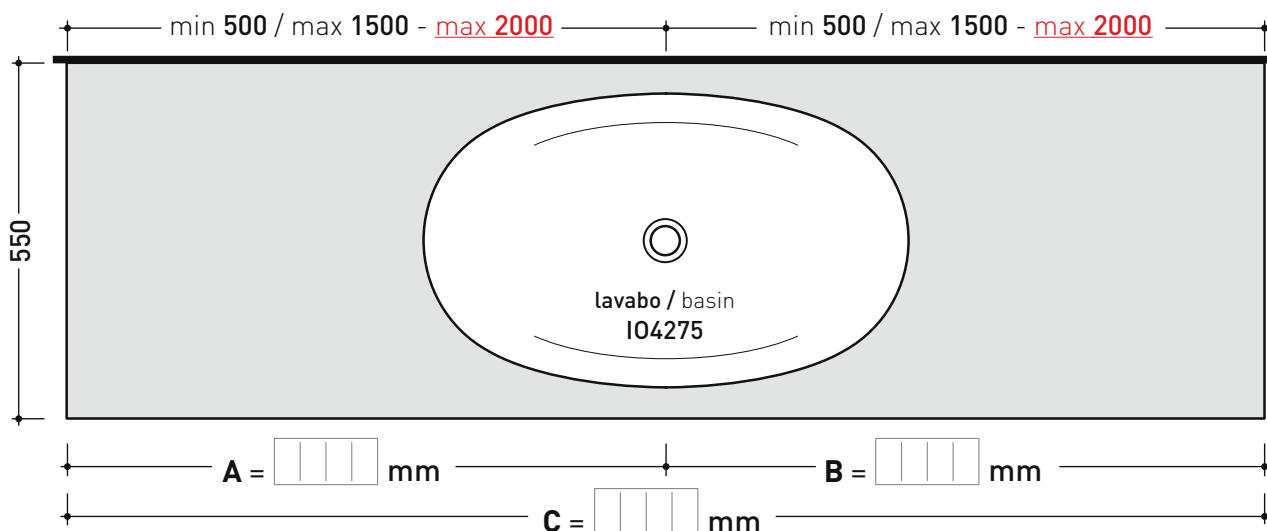
- |  |  |
|--|--|
| <input type="checkbox"/> bianco - white            | <input type="checkbox"/> nero - black        |
| <input type="checkbox"/> grigio - grey             | <input type="checkbox"/> argilla - argilla   |
| <input type="checkbox"/> beige - beige             | <input type="checkbox"/> carbone - carbone   |
| <input type="checkbox"/> sabbia - sand             | <input type="checkbox"/> latte - milky white |
| <input type="checkbox"/> blu ultram. - marine blue | <input type="checkbox"/> fango - fango       |
| <input type="checkbox"/> rosso cuoio - red         | <input type="checkbox"/> cenere - cenere     |
| <input type="checkbox"/> sabbia - sand             |  |

**FINITURE LEGNO / WOOD FINISHES**

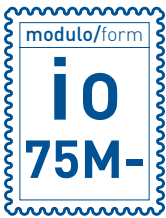
- rovere moro - dark oak     rovere sbiancato - light oak

➔➔ **4** SCELTA MISURE / MEASURES

➔ **FLAMINIA.**



• **A** = misura interasse lavabo da sinistra / left distance of basin.    • **C** = misura totale della mensola / total length of the shelf.  
• **B** = misura interasse lavabo da destra / right distance of basin.    • verificare sempre che / verify that: **A + B = C**.



MODULO PER LA REALIZZAZIONE DELLE MENSOLE **IO** A MISURA PER DOPPIO ART. **IO4275**

**IO** CUSTOMIZED SHELVES FOR DOUBLE ART. **IO4275** FORM



**E' obbligatorio fotocopiare questa pagina, compilarla con cura e allegarla all'ordine.**  
Is compulsory to photocopy this page, carefully fill in and attach to the order.

➔➔ **1**

**DETTAGLI ORDINE / ORDER DETAILS**

cliente - client \_\_\_\_\_

ordine - order n: \_\_\_\_\_ data - date: \_\_\_\_\_ ref.: \_\_\_\_\_

annotazioni - notes \_\_\_\_\_

➔➔ **2**

**SCELTA ARTICOLO / ITEM CHOICE**

E' importante consultare prima la scheda tecnica relativa  
It's important to consult before the technical detail

- art. **IO75M2 - IO75M3**  
mensola / shelf da / from 180 a / to 200 cm
- art. **IO75M4**  
mensola / shelf da / from 180 a / to 250 cm  
(solo in Pietraluce / only in Pietraluce)

➔➔ **3**

**SCELTA MATERIALE / MATERIAL SELECTION**

**PIETRALUCE**

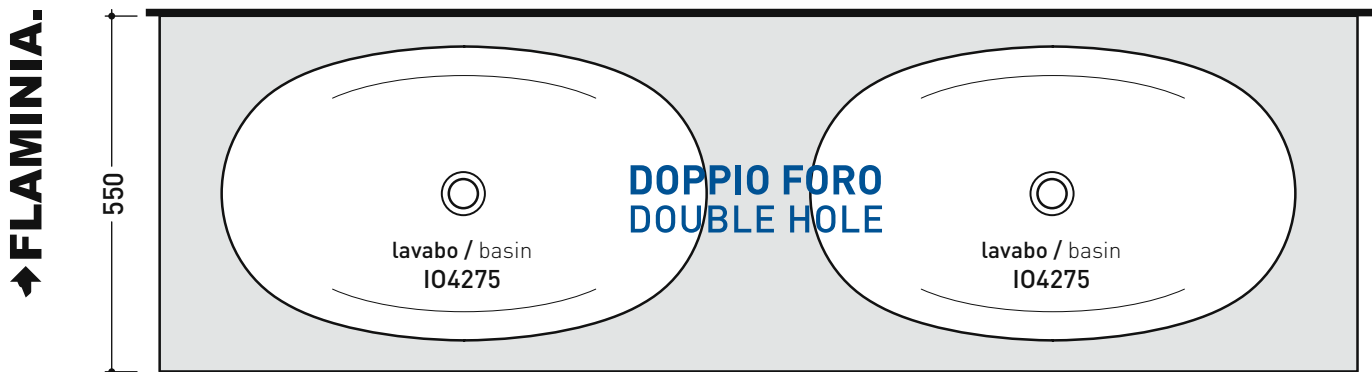
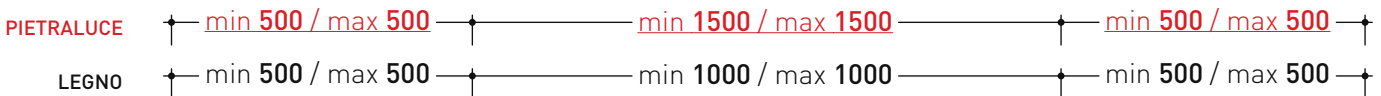
- |  |  |
|--|--|
| <input type="checkbox"/> bianco - white            | <input type="checkbox"/> nero - black        |
| <input type="checkbox"/> grigio - grey             | <input type="checkbox"/> argilla - argilla   |
| <input type="checkbox"/> beige - beige             | <input type="checkbox"/> carbone - carbone   |
| <input type="checkbox"/> sabbia - sand             | <input type="checkbox"/> latte - milky white |
| <input type="checkbox"/> blu ultram. - marine blue | <input type="checkbox"/> fango - fango       |
| <input type="checkbox"/> rosso cuoio - red         | <input type="checkbox"/> cenere - cenere     |
| <input type="checkbox"/> sabbia - sand             |  |

**FINITURE LEGNO / WOOD FINISHES**

- rovere moro - dark oak     rovere sbiancato - light oak

➔➔ **4**

**SCELTA MISURE / MEASURES**



- A = misura interasse lavabo da sinistra / left distance of basin.
- B = misura interasse lavabo da destra / right distance of basin.
- C = misura totale del piano / total length of the shelf.
- verificare sempre che / verify that: **A + B + C = D.**