

## FY60PC + MW60SP

Varnished extra\_light crystal top from 100 to 200 cm  
suitable for Miniwash 60 under-counter basin (fixing brackets included)

Complements: MINIWASH 60 under-counter basin (MW60SP)  
FLAG mirrors  
MADRE mirror

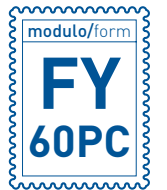
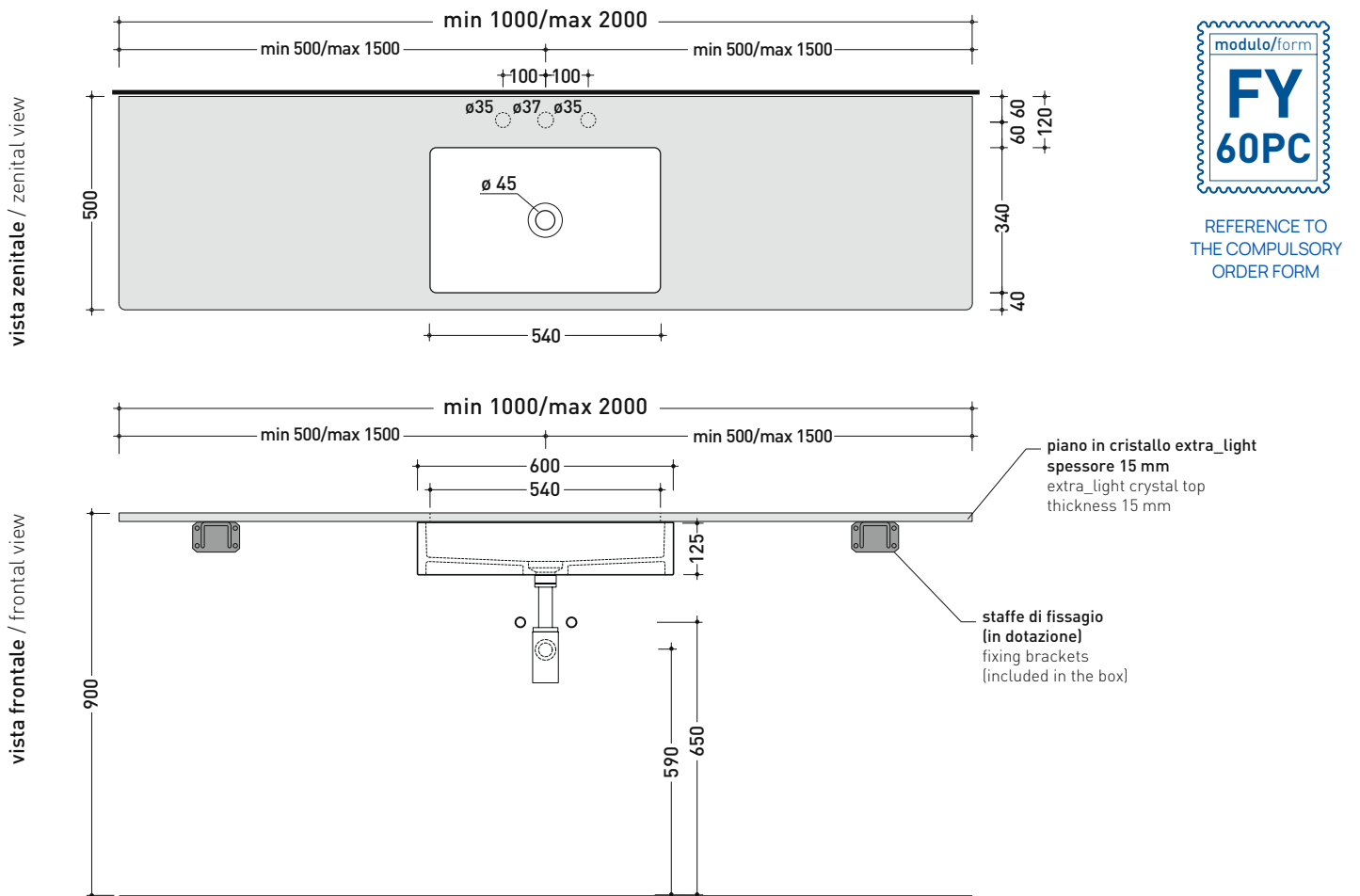
Package dim.

Weight

Pz. Pallet n° -




CE




REFERENCE TO  
THE COMPULSORY  
ORDER FORM

sizes in mm



MODULO PER LA REALIZZAZIONE DEI PIANI IN CRISTALLO **FLY** A MISURA PER ART. **MW60SP**  
**FLY CUSTOMIZED CRYSTAL SHELVES FOR ART. MW60SP FORM**

 **E' obbligatorio fotocopiare questa pagina, compilarla con cura e allegarla all'ordine.**  
 It is compulsory to photocopy this page, carefully fill in and attach to the order.

➔➔ **1** DETTAGLI ORDINE / ORDER DETAILS

ordinante - buyer \_\_\_\_\_ cliente - client \_\_\_\_\_

ordine - order n: \_\_\_\_\_ data - date: \_\_\_\_\_ ref.: \_\_\_\_\_

annotazioni - notes \_\_\_\_\_

➔➔ **2** SCELTA ARTICOLO / ITEM CHOICE

E' importante consultare prima la scheda tecnica relativa  
 It's important to consult before the technical detail

art. **FY60PC**  
 mensola / shelf da / from **100 a / to 200 cm**

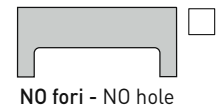
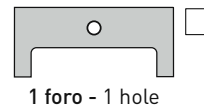
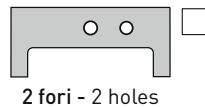
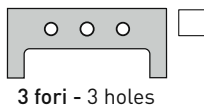
➔➔ **3** SCELTA COLORE / COLOUR SELECTION

**CRISTALLO EXTRA\_LIGHT**  
 EXTRA\_LIGHT CRYSTAL

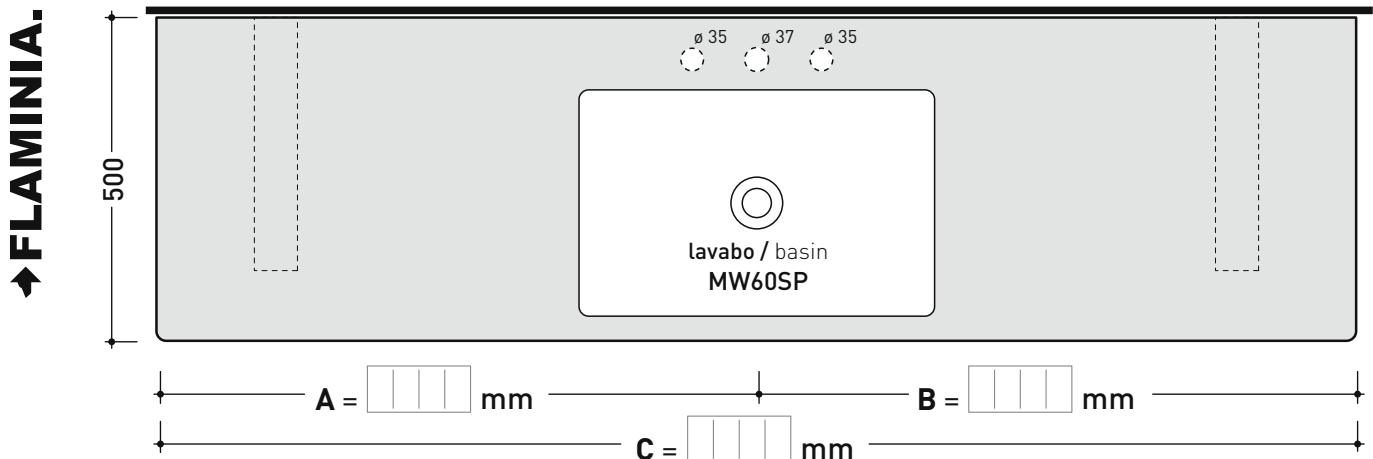
bianco - white       nero - black

➔➔ **4** SCELTA DETTAGLI / DETAIL SELECTION


FORI RUBINETTERIA / TAP HOLES



➔➔ **5** SCELTA MISURE / MEASURES



- **A** = misura interasse lavabo da sinistra / left distance of basin.
- **B** = misura interasse lavabo da destra / right distance of basin.
- **C** = misura totale del piano / total length of the shelf.
- verificare sempre che / verify that: **A + B = C**.



MODULO PER LA REALIZZAZIONE DEI PIANI IN CRISTALLO **FLY** A MISURA PER DOPPIO ART. **MW60SP**  
**FLY CUSTOMIZED CRYSTAL SHELVES FOR DOUBLE ART. MW60SP FORM**

**E' obbligatorio fotocopiare questa pagina, compilarla con cura e allegarla all'ordine.**  
 It is compulsory to photocopy this page, carefully fill in and attach to the order.

➔➔ **1** DETTAGLI ORDINE / ORDER DETAILS

ordinante - buyer \_\_\_\_\_ cliente - client \_\_\_\_\_

ordine - order n: \_\_\_\_\_ data - date: \_\_\_\_\_ ref.: \_\_\_\_\_

annotazioni - notes \_\_\_\_\_

➔➔ **2** SCELTA ARTICOLO / ITEM CHOICE

E' importante consultare prima la scheda tecnica relativa  
 It's important to consult before the technical detail

art. **FY60PC**  
 mensola / shelf da / from **180 a** / to **200 cm**

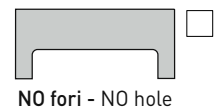
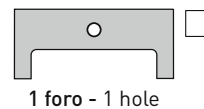
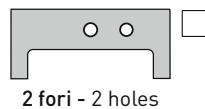
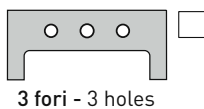
➔➔ **3** SCELTA COLORE / COLOUR SELECTION

**CRISTALLO EXTRA\_LIGHT**  
**EXTRA\_LIGHT CRYSTAL**

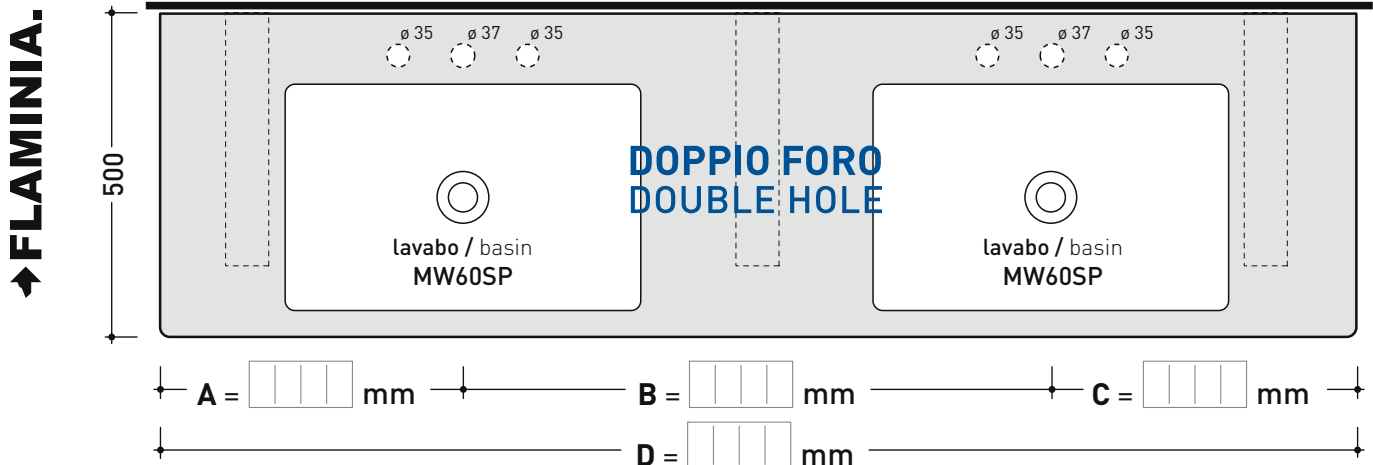
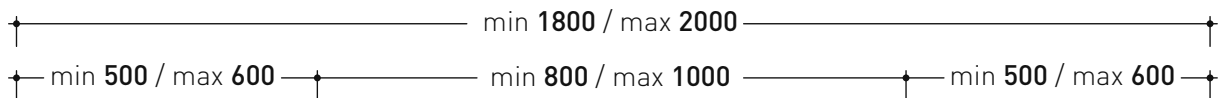
bianco - white  nero - black

➔➔ **4** SCELTA DETTAGLI / DETAIL SELECTION

**FORI RUBINETTERIA / TAP HOLES**



➔➔ **5** SCELTA MISURE / MEASURES



- **A** = misura interasse lavabo da sinistra / left distance of basin.
- **B** = misura interasse lavabi / distance between basins.
- **C** = misura interasse lavabo da destra / right distance of basin.
- **D** = misura totale del piano / total length of the shelf.
- verificare sempre che / verify that: **A + B + C = D.**