

2013

EG250

External bathtub mixer with spout, diverter and hand-shower with hose

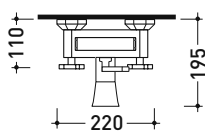
Complements: **Line accessories** EVERGREEN



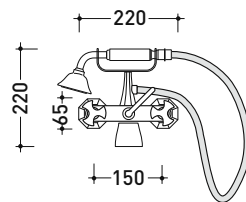
Package dim.

Weight **5,2 kg**

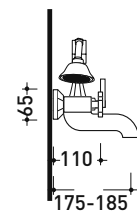
Pz. Pallet n° -



vista zenitale / zenital view



vista frontale / frontal view



vista laterale / lateral view

sizes in mm