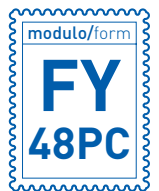
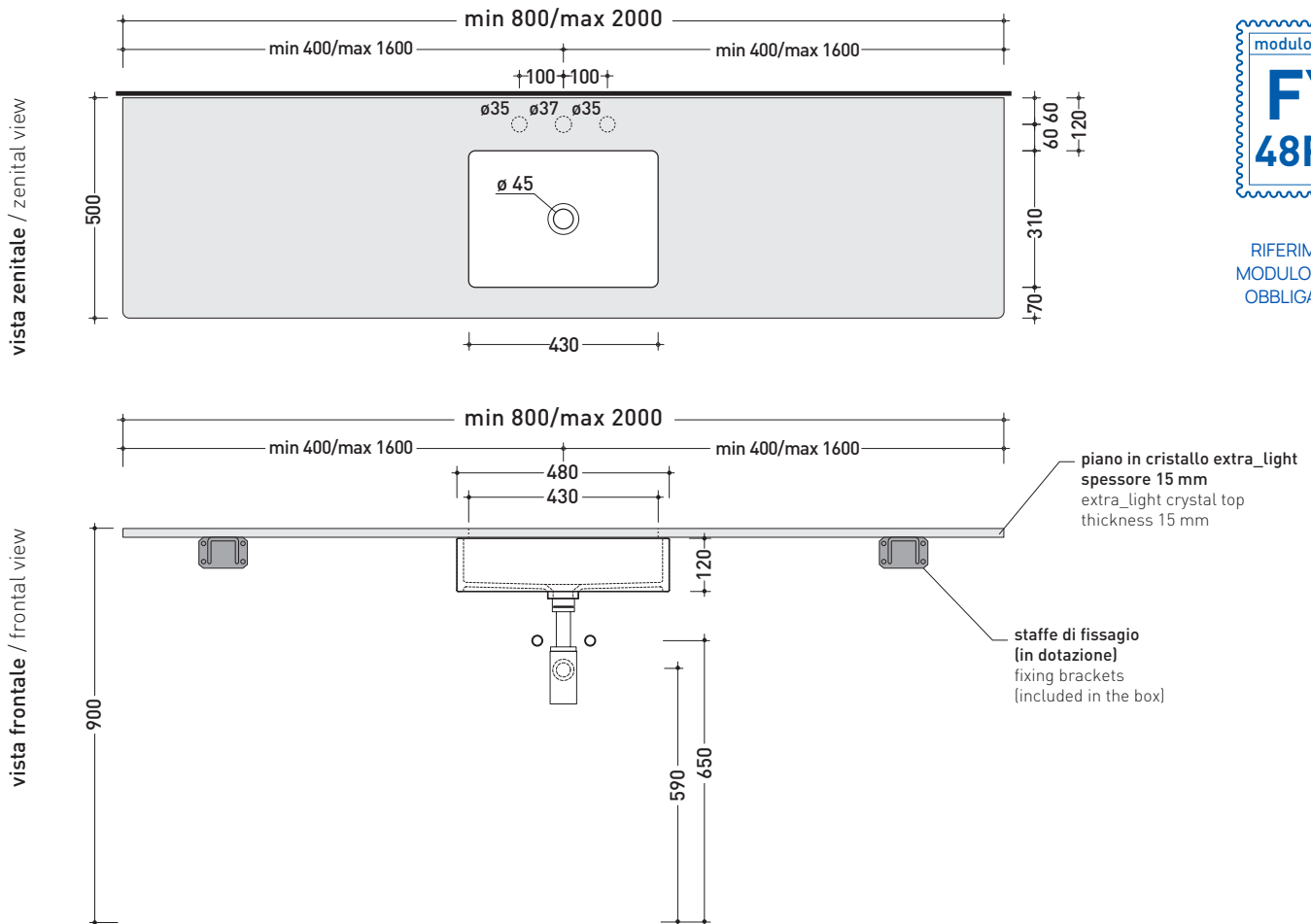


## FY48PC + MW48SP

Piano in cristallo extra\_light verniciato da cm 80 a 200 per lavabo Miniwash 48 sottopiano (staffe di fissaggio incluse)

Complementi: Lavabo Miniwash 48 (MW48SP)  
 Specchi e Lampade MAKE-UP  
 Specchi APP - FLAG - MADRE - SIMPLE  
 Specchio Hot/Cold (SPHC)  
 Specchio Left/Right (SPLR)  
 Specchi Line (BASC20 - BASC30 - BASC40)



RIFERIMENTO  
 MODULO ORDINE  
 OBBLIGATORIO

dimensioni in mm


CRISTALLO: finiture lucide



bianco



nero



MODULO PER LA REALIZZAZIONE DEI PIANI IN CRISTALLO **FLY** A MISURA PER ART. **MW48SP**  
**FLY CUSTOMIZED CRYSTAL SHELVES FOR ART. MW48SP FORM**



**E' obbligatorio fotocopiare questa pagina, compilarla con cura e allegarla all'ordine.**  
 Is compulsory to photocopy this page, carefully fill in and attach to the order.

➔➔ **1** DETTAGLI ORDINE / ORDER DETAILS

cliente - client \_\_\_\_\_

ordine - order n: \_\_\_\_\_ data - date: \_\_\_\_\_ ref.: \_\_\_\_\_

annotazioni - notes \_\_\_\_\_

➔➔ **2** SCELTA ARTICOLO / ITEM CHOICE

E' importante consultare prima la scheda tecnica relativa  
 It's important to consult before the technical detail

art. **FY48PC**  
 mensola / shelf da / from **80 a / to 200 cm**

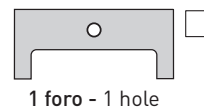
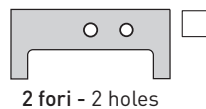
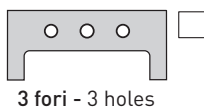
➔➔ **3** SCELTA COLORE / COLOUR SELECTION

**CRISTALLO EXTRA\_LIGHT**  
 EXTRA\_LIGHT CRYSTAL

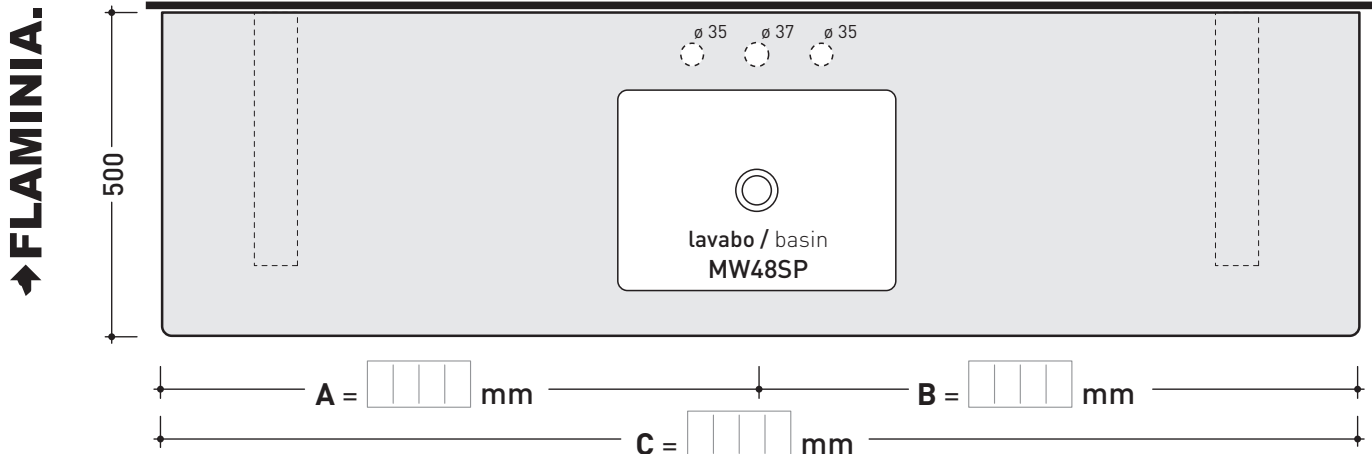
bianco - white  nero - black

➔➔ **4** SCELTA DETTAGLI / DETAILS SELECTION


**FORI RUBINETTERIA / TAP HOLES**



➔➔ **5** SCELTA MISURE / MEASURES



- **A** = misura interasse lavabo da sinistra / left distance of basin.
- **B** = misura interasse lavabo da destra / right distance of basin.
- **C** = misura totale del piano / total length of the shelf.
- verificare sempre che / verify that: **A + B = C**.



MODULO PER LA REALIZZAZIONE DEI PIANI IN CRISTALLO **FLY** A MISURA PER DOPPIO ART. **MW48SP**

**FLY CUSTOMIZED CRYSTAL SHELVES FOR DOUBLE ART. MW48SP FORM**



**E' obbligatorio fotocopiare questa pagina, compilarla con cura e allegarla all'ordine.**  
Is compulsory to photocopy this page, carefully fill in and attach to the order.

## ➔➔ 1 DETTAGLI ORDINE / ORDER DETAILS

ordinante - buyer \_\_\_\_\_ cliente - client \_\_\_\_\_

ordine - order n: \_\_\_\_\_ data - date: \_\_\_\_\_ ref.: \_\_\_\_\_

annotazioni - notes \_\_\_\_\_

## ➔➔ 2 SCELTA ARTICOLO / ITEM CHOICE

E' importante consultare prima la scheda tecnica relativa  
It's important to consult before the technical detail

art. **FY48PC**  
mensola / shelf da / from **140 a / to 200 cm**

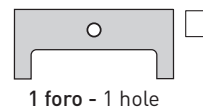
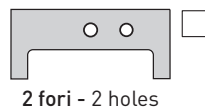
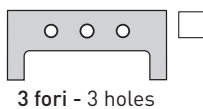
## ➔➔ 3 SCELTA COLORE / COLOUR SELECTION

**CRISTALLO EXTRA\_LIGHT**  
EXTRA\_LIGHT CRYSTAL

bianco - white  nero - black

## ➔➔ 4 SCELTA DETTAGLI / DETAILS SELECTION

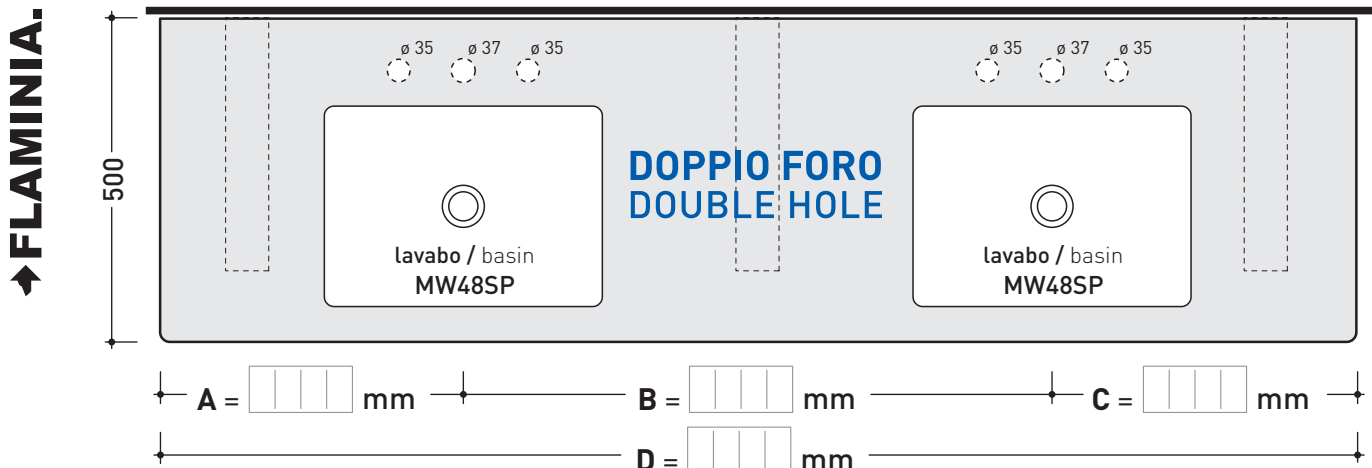
**FORI RUBINETTERIA / TAP HOLES**



## ➔➔ 5 SCELTA MISURE / MEASURES

min 1400 / max 2000

min 400 / max 700    min 600 / max 1200    min 400 / max 700



- **A** = misura interasse lavabo da sinistra / left distance of basin.
- **B** = misura interasse lavabo da destra / right distance of basin.
- **C** = misura totale del piano / total length of the shelf.

- **C** = misura totale del piano / total length of the shelf.
- verificare sempre che / verify that: **A + B + C = D.**