

design **LUCA CIMARRA**

2017

## DR100 Water Drop 100x70

Laid on or built-in in the floor shower tray 100x70 cm  
( $\varnothing$  90mm drainage system not included)

Complements: **Line taps shower:** ONE - NOKÉ - SI - FOLD - X1  
**Line accessories:** TWO - HOOP - NOKÉ - FOLD

Technical accessories: drainage system with **CHROME** cover  $\varnothing$  90mm (PLFR)  
drainage system with **CERAMIC** cover  $\varnothing$  90mm (PLFC)

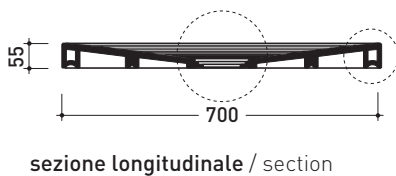
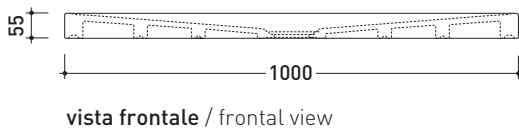
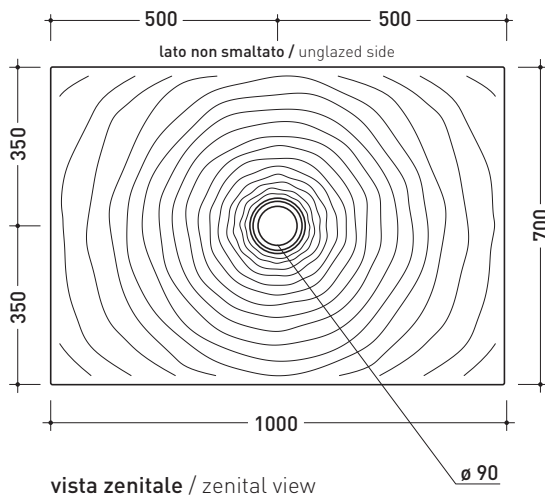
Package dim.

Weight **32,2 kg**

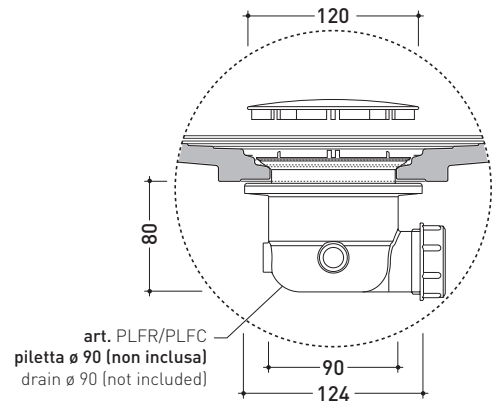
Pz. Pallet n° 10

UNI EN 14527

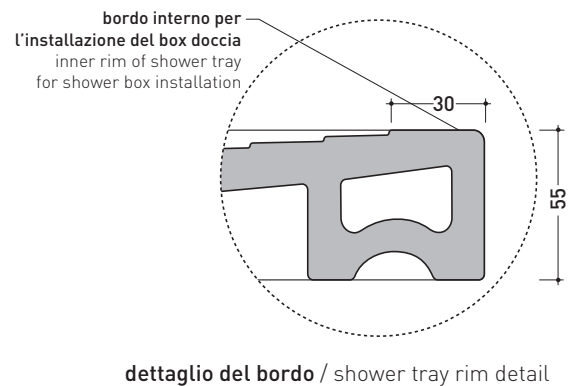
Dop-No14527



### PILETTA CONSIGLIATA / SUGGESTED DRAIN



Pilettina sifonata / Drainage  
Portata / Flow rate: 0,52 l/sec (EN 274 >0,4 l/sec)



sizes in mm

Please consider a 2% tolerance on indicated measurements

CERAMIC: glossy finish



matt finish

