

2019

## AP176V App 176

Vasca cm 176 in Pietraluce - tappo piletta in tinta con la vasca  
(completa di sistema di scarico art. SIFMW)

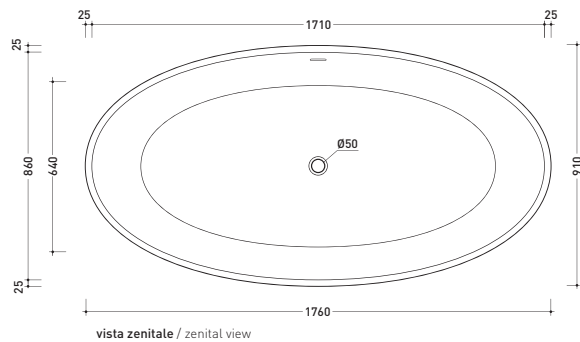
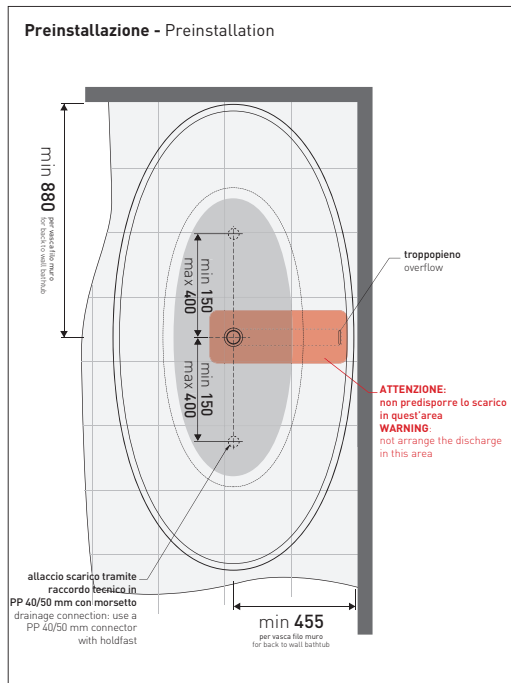
• CON TROPPOPIENO

Complementi: Rubinetti vasca linea ONE - NOKÉ - SI - FOLD - X1  
Accessori linea TWO - HOOP - NOKÉ - FOLD

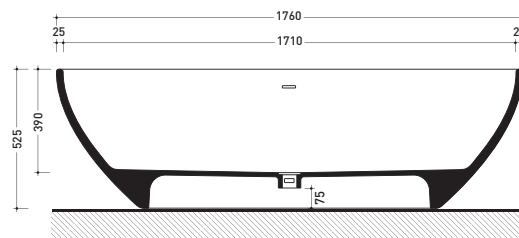
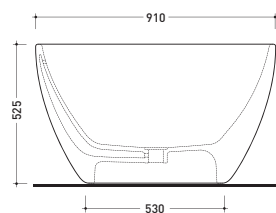
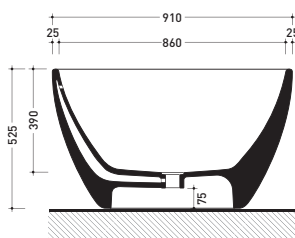
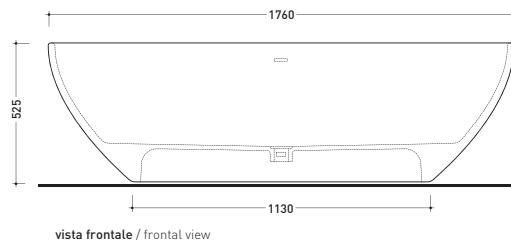


Dim. Imballo 193 x 102 x 76 cm | Peso 170 kg | Pz. Pallet n° 1

UNI EN 14516 - CL1 Dop-No14516



Capacità Max / Max Capacity 290 L.  
Peso Netto / Net Weight 170 Kg.



dimensioni in mm

PIETRALUCE: finiture lucide



bianco nero blu ultramarina rosso cuoio beige sabbia grigio

finiture opache



latte carbone grigio lava argilla cenere