

2019

AP176V App

Vasca cm 176 in Pietraluce - tappo piletta in tinta con la vasca
(completa di sistema di scarico art. SIFMW)

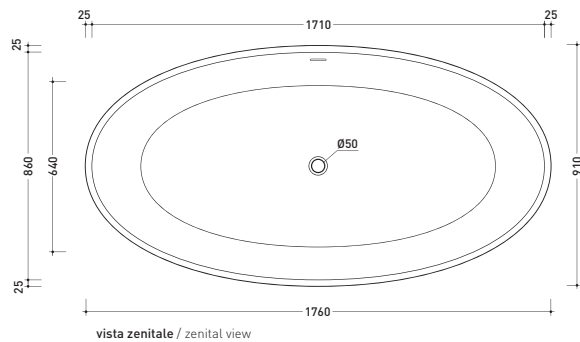
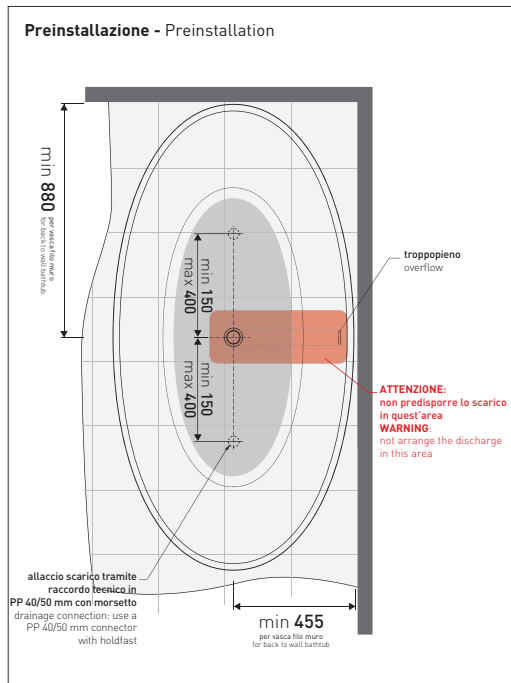
● CON TROPPOPIENO

Complementi: **Rubinetti vasca linea ONE - NOKÉ - SI - FOLD - X1**
Accessori linea TWO - HOOP - NOKÉ - FOLD

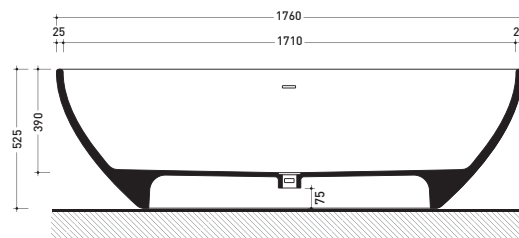
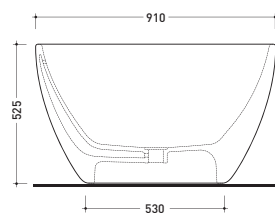
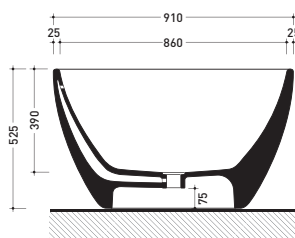
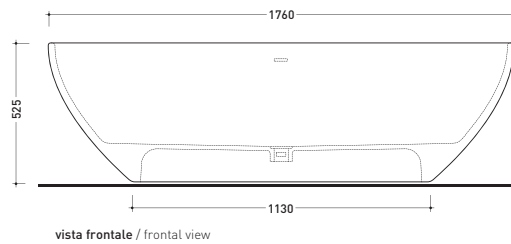
Dim. Imballo **193 x 102 x 76 cm** | Peso **170 kg** | Pz. Pallet n° **1**



UNI EN 14516 - CL1 Dop-No14516



Capacità Max / Max Capacity 290 L.
Peso Netto / Net Weight 170 Kg.



dimensioni in mm

PIETRALUCE: finiture lucide



bianco nero blu ultramarina rosso cuoio beige sabbia grigio

finiture opache



latte grafite grigio lava argilla

<http://www.ceramicaflaminia.it/products/330-app>

©ceramicaflaminiaspa - è vietata la copia, la pubblicazione e la riproduzione anche parziale se non autorizzata

novembre 2020

