

2013

EG250

External bathtub mixer with diverter and hand-shower

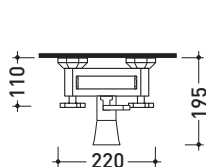
Complements: Line accessories EVERGREEN



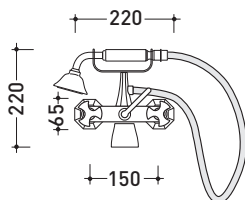
Package dim.

Weight 5,2 kg

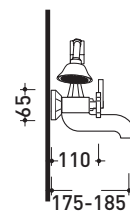
Pz. Pallet n° -



vista zenitale / zenital view



vista frontale / frontal view



vista laterale / lateral view

sizes in mm

BRASS: glossy finish



chrome



gold