

3050

Ceramic console cm 105

• WITH OVERFLOW • ARRANGED FOR THREE TAP HOLES

Complements: **Metal structure suitable for Fidia console (3017)**
Line taps basin: EVERGREEN
Line accessories: EVERGREEN

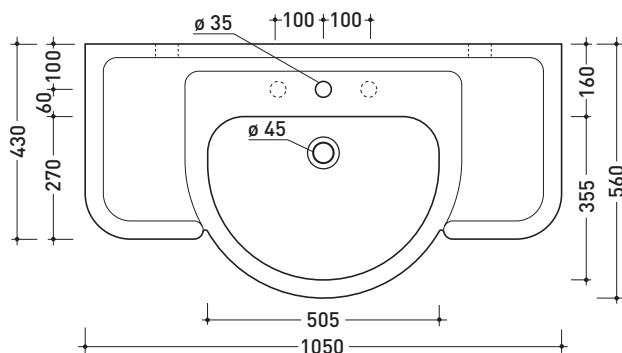
Technical accessories: **Chrome siphon (SIFL/CR) - Telescopic chrome siphon (SIFL066)**
Stop & Go drain (PLSG)
Ceramic Stop & Go drain (PLCE)
Two piece set chrome tap filters (RF026)
Wall fixing kit (9002)

Package dim.

Weight **38 kg**

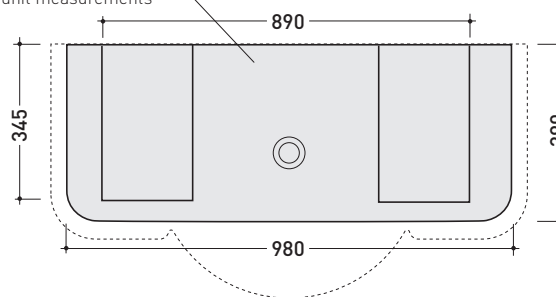
Pz. Pallet n° **6**

UNI EN 14688 - CL20 Dop-No14688

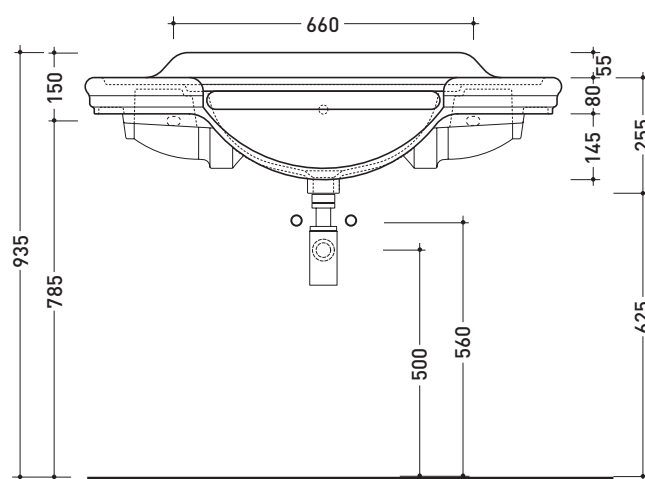


vista zenitale / zenital view

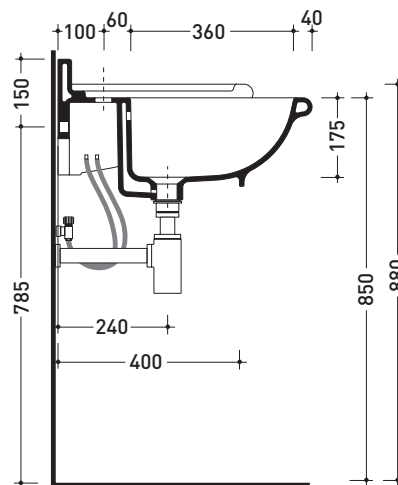
misure per incasso mobile
vanity unit measurements



vista inferiore / bottom view



vista frontale / frontal view



sezione longitudinale / section

sizes in mm

CERAMIC: glossy finish



white



black

matt finish



milky white

Please consider a 2% tolerance on indicated measurements

3017

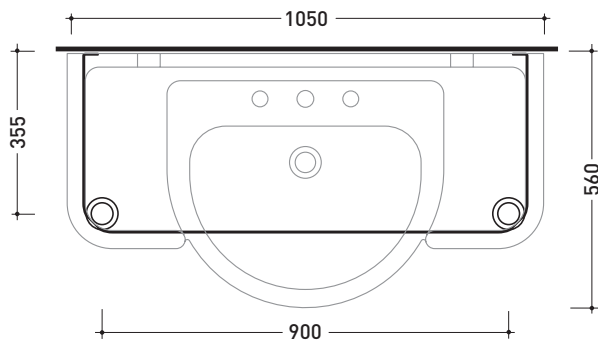
Metal structure suitable for Fidia 105 console

Complements: **Fidia console (3050)**
 Line accessories: **EVERGREEN**

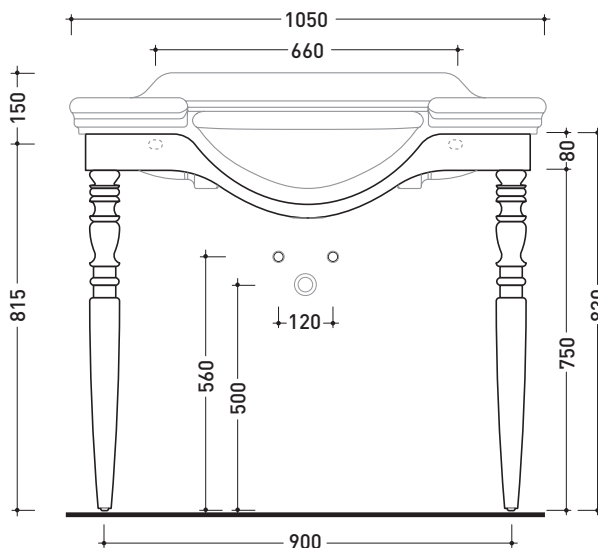
Technical accessories: **Chrome siphon (SIFL/CR) - Telescopic chrome siphon (SIFL066)**
Stop & Go drain (PLSG)
Ceramic Stop & Go drain (PLCE)
Two piece set chrome tap filters (RF026)
Wall fixing kit (9002)

Package dim. | Weight **15 kg** | Pz. Pallet n° -

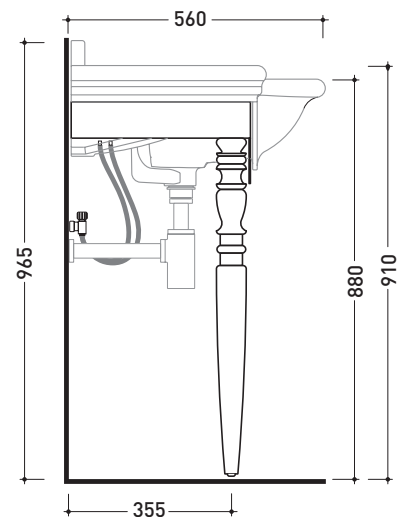
WHILE STOCKS LAST



vista zenitale / zenital view



vista frontale / frontal view



vista laterale / lateral view

sizes in mm

METAL: glossy finish



white



chrom



gold