

## 3050

### Ceramic console cm 105

• WITH OVERFLOW • ARRANGED FOR THREE TAP HOLES

Complements: **Metal structure suitable for Fidia console (3017)**  
**Line taps basin: EVERGREEN**  
**Line accessories: EVERGREEN**

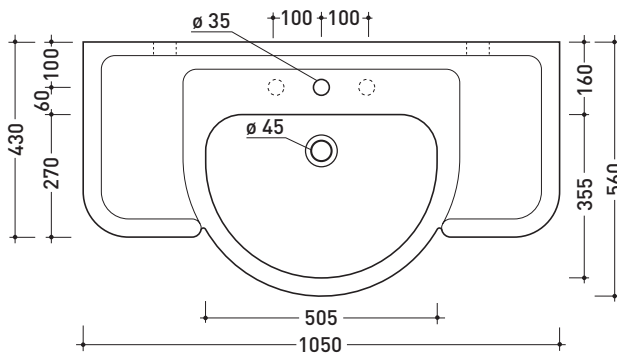
Technical accessories: **Chrome siphon (SIFL/CR) - Telescopic chrome siphon (SIFL066)**  
**Stop & Go drain (PLSG)**  
**Ceramic Stop & Go drain (PLCE)**  
**Two piece set chrome tap filters (RF026)**  
**Wall fixing kit (9002)**

Package dim.

Weight **38 kg**

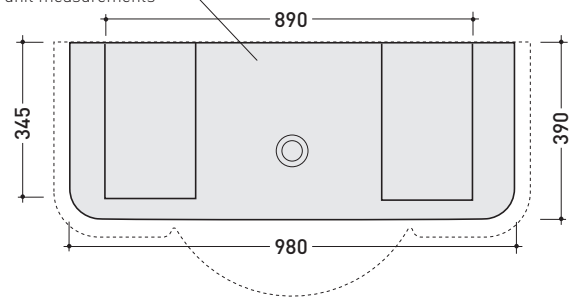
Pz. Pallet n° **6**

UNI EN 14688 - CL20 Dop-No14688

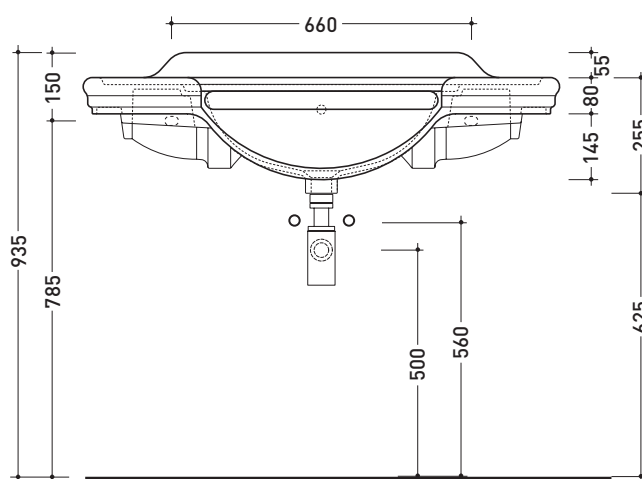


vista zenitale / zenital view

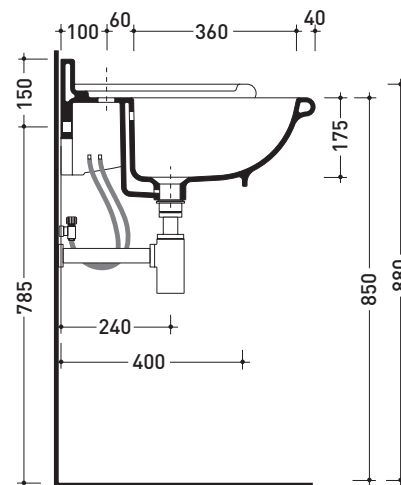
misure per incasso mobile  
 vanity unit measurements



vista inferiore / bottom view



vista frontale / frontal view



sezione longitudinale / section

sizes in mm

CERAMIC: glossy finish



white black

matt finish



milky white

Please consider a 2% tolerance on indicated measurements