

design FLAMINIA DESIGN TEAM

1990

23/C - 23/O

Seat & cover with quick release chrome or gold hinges

23/CR - 23/OR

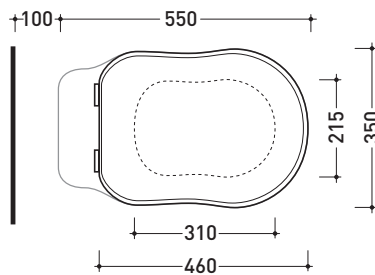
Soft-close seat & cover with quick release chrome or gold hinges

Complements: Efi wall hung wc (EF118)
 Efi wcs (6010 - 6011)
 Efi monoblock wcs (6001 - 6002)
 Efi back to wall wc (EF117)
 Efi Plus wc (EF117R)

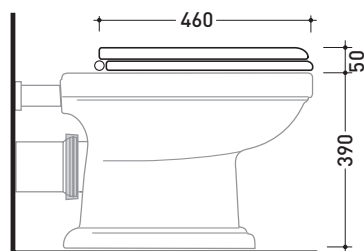
Package dim. 51 x 40 x 6 cm | Weight 4 kg | Pz. Pallet n° -



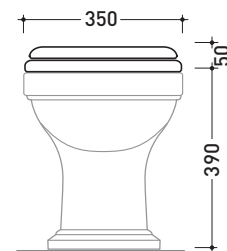
CE



vista zenitale / zenital view



sezione longitudinale / section



vista frontale / frontal view

sizes in mm

WOOD/POLYESTER: glossy finish



white



black

matt finish



milky white