


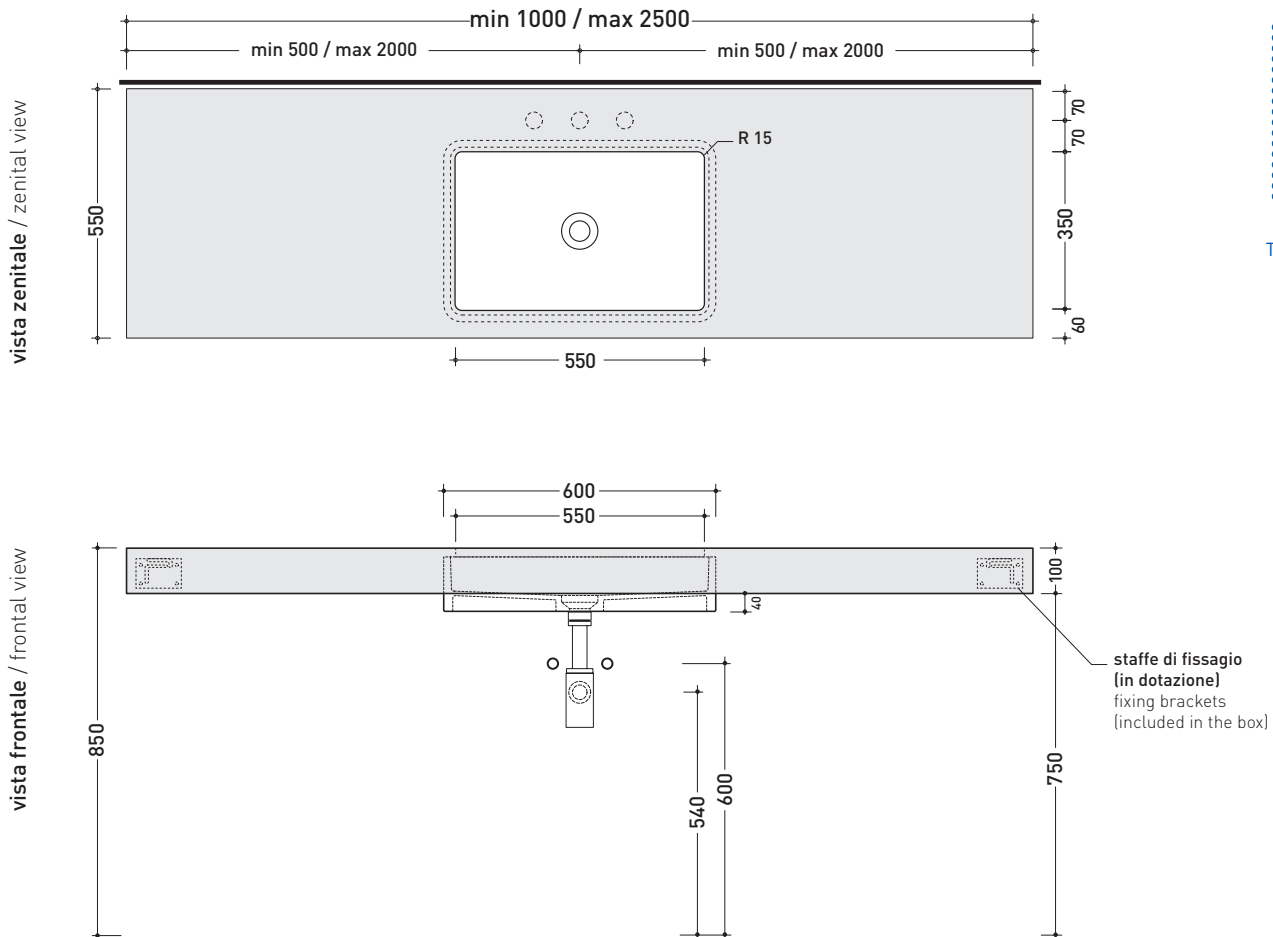
## FY60SP + MW60SP

**Pietraluce shelf from 100 to 250 x 55 x h 10 cm**  
suitable for Miniwash 60 under-counter basin (fixing brackets included)

Complements: **Miniwash 60 under-counter basin (MW60SP)**  
**Make-Up mirrors and lamps**  
**Simple mirrors**  
**Hot/Cold mirror (SPHC)**  
**Left/Right mirror (SPLR)**  
**Line mirrors (BASC20 - BASC30 - BASC40)**  
**Taps basin line: ONE - NOKÉ - FOLD - SI - X1**  
**Accessories line: TWO - HOOP - NOKÉ - FOLD**

Technical accessories: **Chrome siphon (SIFL/CR) - Telescopic chrome siphon (SIFL066)**  
**Stop & Go drain (PLSG)**  
**CERAMIC Stop & Go drain (PLCE)**  
**Two piece set chrome tap filters (RF026)**

Package dim. | Weight | Pz. Pallet n° -



REFERENCE TO  
THE COMPULSORY  
ORDER FORM


sizes in mm


Please consider a 2% tolerance on indicated measurements

**PIETRALUCE:** glossy finish



**matt finish**





MODULO PER LA REALIZZAZIONE DELLE MENSOLE **FLYMAX** A MISURA PER ART. **MW60SP**

**FLYMAX** CUSTOMIZED SHELVES FOR ART. **MW60SP** FORM



**E' obbligatorio fotocopiare questa pagina, compilarla con cura e allegarla all'ordine.**  
It is compulsory to photocopy this page, carefully fill in and attach to the order.

➔➔ **1** DETTAGLI ORDINE / ORDER DETAILS

ordinante - buyer \_\_\_\_\_ cliente - client \_\_\_\_\_

ordine - order n: \_\_\_\_\_ data - date: \_\_\_\_\_ ref.: \_\_\_\_\_

annotazioni - notes \_\_\_\_\_

➔➔ **2** SCELTA ARTICOLO / ITEM CHOICE

E' importante consultare prima la scheda tecnica relativa  
It's important to consult before the technical detail

art. **FY60SP**  
mensola / shelf da / from **100 a / to 250 cm**

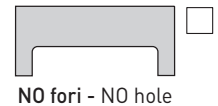
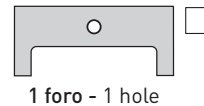
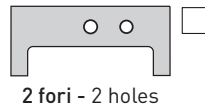
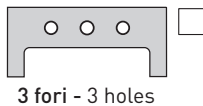
➔➔ **3** SCELTA MATERIALE / MATERIAL SELECTION

**PIETRALUCE**

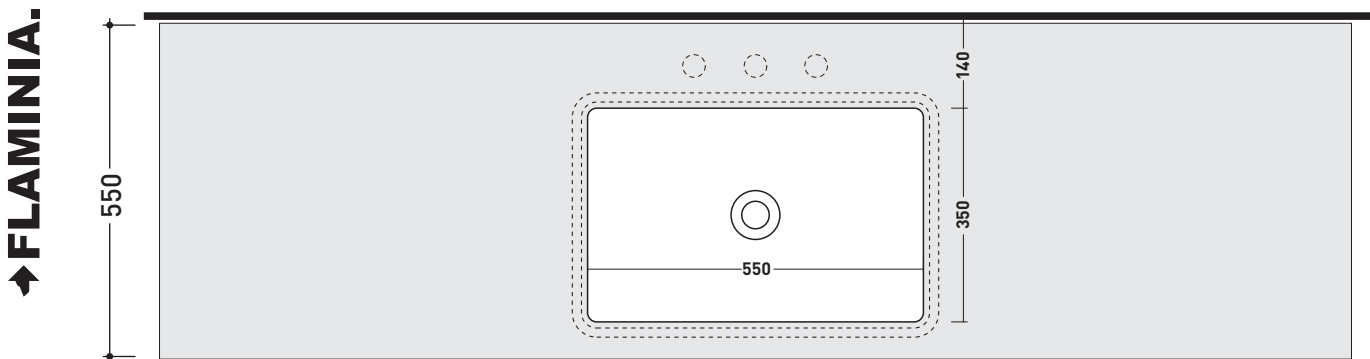
- |   |  |  |   |
|---|--|--|---|
| <input type="checkbox"/> bianco - white | <input type="checkbox"/> nero - black      | <input type="checkbox"/> blu ultram. - marine blue | <input type="checkbox"/> argilla - argilla    |
| <input type="checkbox"/> grigio - grey  | <input type="checkbox"/> sabbia - sand     | <input type="checkbox"/> grafite - graphite        | <input type="checkbox"/> latte - milky white  |
| <input type="checkbox"/> beige - beige  | <input type="checkbox"/> rosso cuoio - red |  | <input type="checkbox"/> gr. lava - lava grey |

➔➔ **4** SCELTA DETTAGLI / DETAIL SELECTION

**FORI RUBINETTERIA / TAP HOLES**




➔➔ **5** SCELTA MISURE / MEASURES



lavabo / basin  
**MW60SP**



- **A** = misura interasse lavabo da sinistra / left distance of basin.
- **B** = misura interasse lavabo da destra / right distance of basin.
- **C** = misura totale della mensola / total length of the shelf.
- verificare sempre che / verify that: **A + B = C**.



MODULO PER LA REALIZZAZIONE DELLE MENSOLE **FLYMAX** A MISURA PER DOPPIO ART. **MW60SP**

**FLYMAX** CUSTOMIZED SHELVES FOR DOUBLE ART. **MW60SP** FORM



**E' obbligatorio fotocopiare questa pagina, compilarla con cura e allegarla all'ordine.**  
It is compulsory to photocopy this page, carefully fill in and attach to the order.

➔➔ **1**

**DETTAGLI ORDINE / ORDER DETAILS**

ordinante - buyer \_\_\_\_\_ cliente - client \_\_\_\_\_

ordine - order n: \_\_\_\_\_ data - date: \_\_\_\_\_ ref.: \_\_\_\_\_

annotazioni - notes \_\_\_\_\_

➔➔ **2**

**SCelta ARTICOLO / ITEM CHOICE**

E' importante consultare prima la scheda tecnica relativa  
It's important to consult before the technical detail

art. **FY60SP**  
mensola / shelf da / from **180 a / to 250 cm**

➔➔ **3**

**SCelta MATERIALE / MATERIAL SELECTION**

**PIETRALUCE**

- |   |  |  |   |
|---|--|--|---|
| <input type="checkbox"/> bianco - white | <input type="checkbox"/> nero - black      | <input type="checkbox"/> blu ultram. - marine blue | <input type="checkbox"/> argilla - argilla    |
| <input type="checkbox"/> grigio - grey  | <input type="checkbox"/> sabbia - sand     | <input type="checkbox"/> grafite - graphite        | <input type="checkbox"/> latte - milky white  |
| <input type="checkbox"/> beige - beige  | <input type="checkbox"/> rosso cuoio - red |  | <input type="checkbox"/> gr. lava - lava grey |

➔➔ **4**

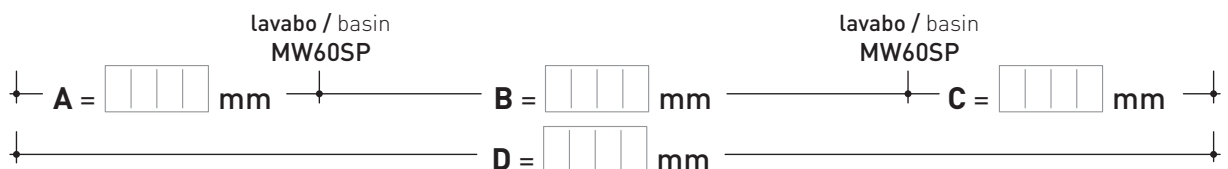

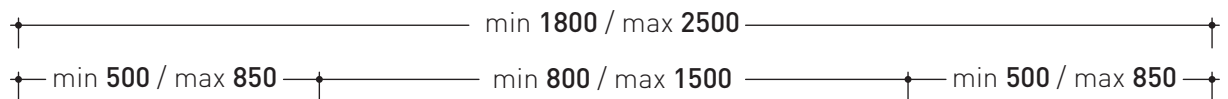
**SCelta DETTAGLI / DETAIL SELECTION**

**FORI RUBINETTERIA / TAP HOLES**



➔➔ **5**

**SCelta MISURE / MEASURES**



- A = misura interasse lavabo da sinistra / left distance of basin.
- B = misura interasse lavabi / distance between basins.
- C = misura interasse lavabo da destra / right distance of basin.
- D = misura totale della mensola / total length of the shelf.
- verificare sempre che / verify that: **A + B + C = D.**