

design ROMANO ADOLINI

2006

UNA135WB


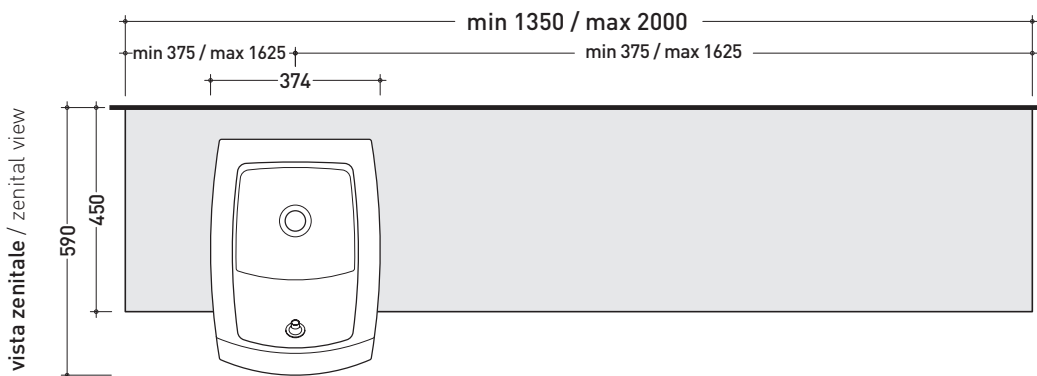
Case from 135 to 200 x 45 x h 40 cm
suitable for semi-inset wc or bidet

Complements: Una semi-inset wc (UNA/WC)
Una semi-inset bidet (UNA/B)
Toilet set (UNAPF/R)
Una mixer (UNA2560)
Line accessories: TWO - HOOP - NOKÉ - FOLD

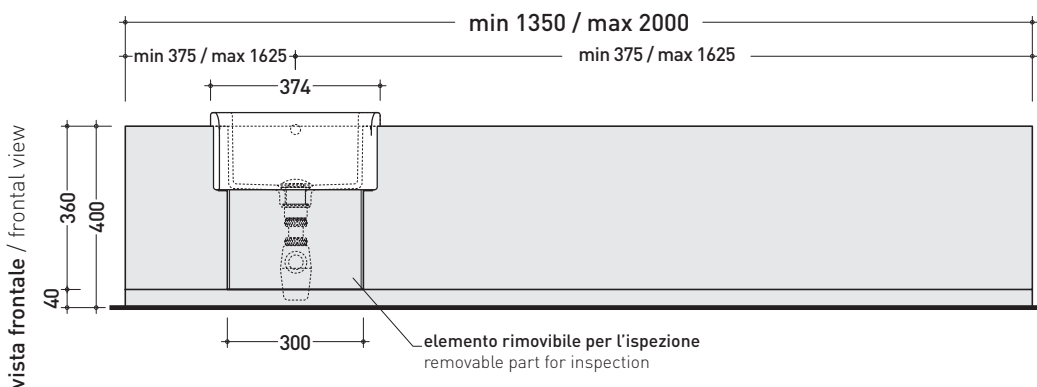


TAP HOLES ARE NOT MADE ON THIS ARTICLE BY FLAMINIA

CE



REFERENCE TO
THE COMPULSORY
ORDER FORM



sizes in mm

PIETRALUCE: glossy finish




matt finish



WOOD: finish



white black marine blue red beige sand grey milky white carbone lava grey argilla cenere light oak dark oak wood to be covered



MODULO PER LA REALIZZAZIONE DI MOBILI **UNA** PER VASO O BIDET

UNA CUSTOMIZED CASES FOR **UNA** WC OR BIDET FORM



E' obbligatorio fotocopiare questa pagina, compilarla con cura e allegarla all'ordine.
It is compulsory to photocopy this page, carefully fill in and attach to the order.

➔➔ **1**

DETTAGLI ORDINE / ORDER DETAILS

ordinante - buyer _____ cliente - client _____

ordine - order n: _____ data - date: _____ ref.: _____

annotazioni - notes _____

➔➔ **2**

SCELTA ARTICOLO / ITEM CHOICE

E' importante consultare prima la scheda tecnica relativa
It's important to consult before the technical detail

- art. **UNA75WB**
mobile / case da / from **75 a / to 135 cm**
- art. **UNA135WB**
mobile / case da / from **135 a / to 200 cm**

➔➔ **3**

SCELTA MATERIALE / MATERIAL SELECTION

PIETRALUCE

- | | |
|--|---|
| <input type="checkbox"/> bianco - white | <input type="checkbox"/> latte - milky white |
| <input type="checkbox"/> grigio - grey | <input type="checkbox"/> argilla - argilla |
| <input type="checkbox"/> beige - beige | <input type="checkbox"/> gr. lava - lava grey |
| <input type="checkbox"/> nero - black | <input type="checkbox"/> carbone - carbone |
| <input type="checkbox"/> blu ultram. - marine blue | <input type="checkbox"/> cenere - cenere |
| <input type="checkbox"/> sabbia - sand | |
| <input type="checkbox"/> rosso cuoio - red | |

FINITURE LEGNO / WOOD FINISHES

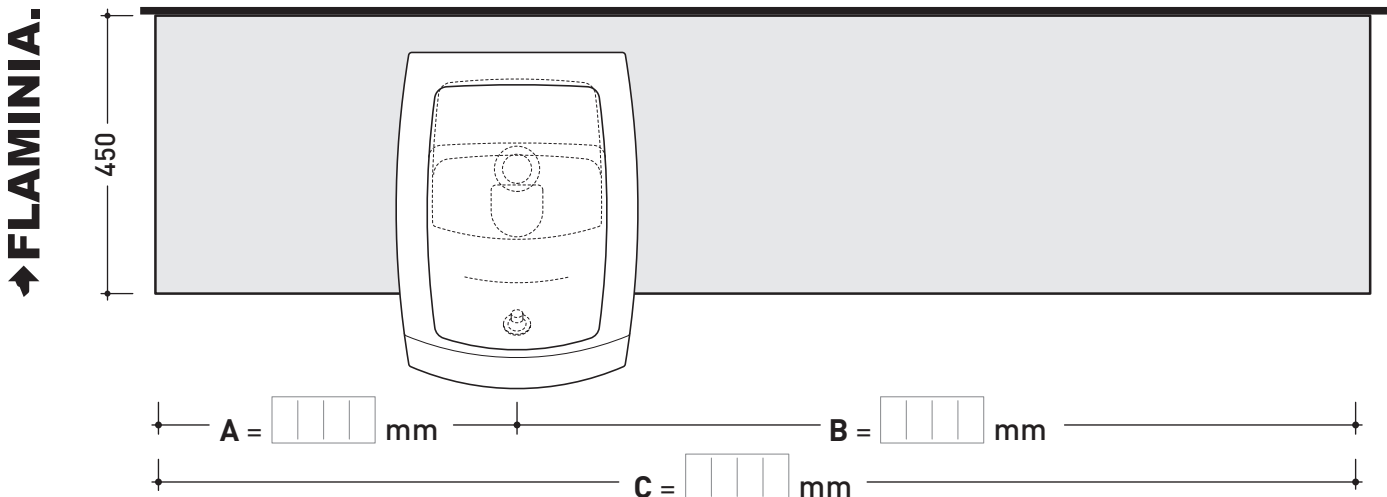

- rovere moro - dark oak
- rovere sbiancato - light oak

LEGNO FENOLICO da rivestire
MULTILAYER WOODEN to be covered

- 0 mm** [resine speciali - special resins]
- 5 mm** [gres porcellanato 3 mm
3 mm porcelain stoneware]
- 10 mm** [piastrelle, gres porcellanato 8-12 mm
8-12 mm tiles, porcelain stoneware]
- 15 mm** [piastrelle, gres porcellanato 12-14 mm
12-14 mm tiles, porcelain stoneware]
- 20 mm** [marmo e materiali lapidei 20 mm
20 mm marble and stone materials]

➔➔ **4**

SCELTA MISURE / MEASURES



• **A** = misura interasse sanitario da sinistra / left distance of sanitary-ware.

• **C** = misura totale del mobile / total length of the case.
• verificare sempre che / verify that: **A + B = C.**