

design ROMANO ADOLINI

2006

UNA75M2


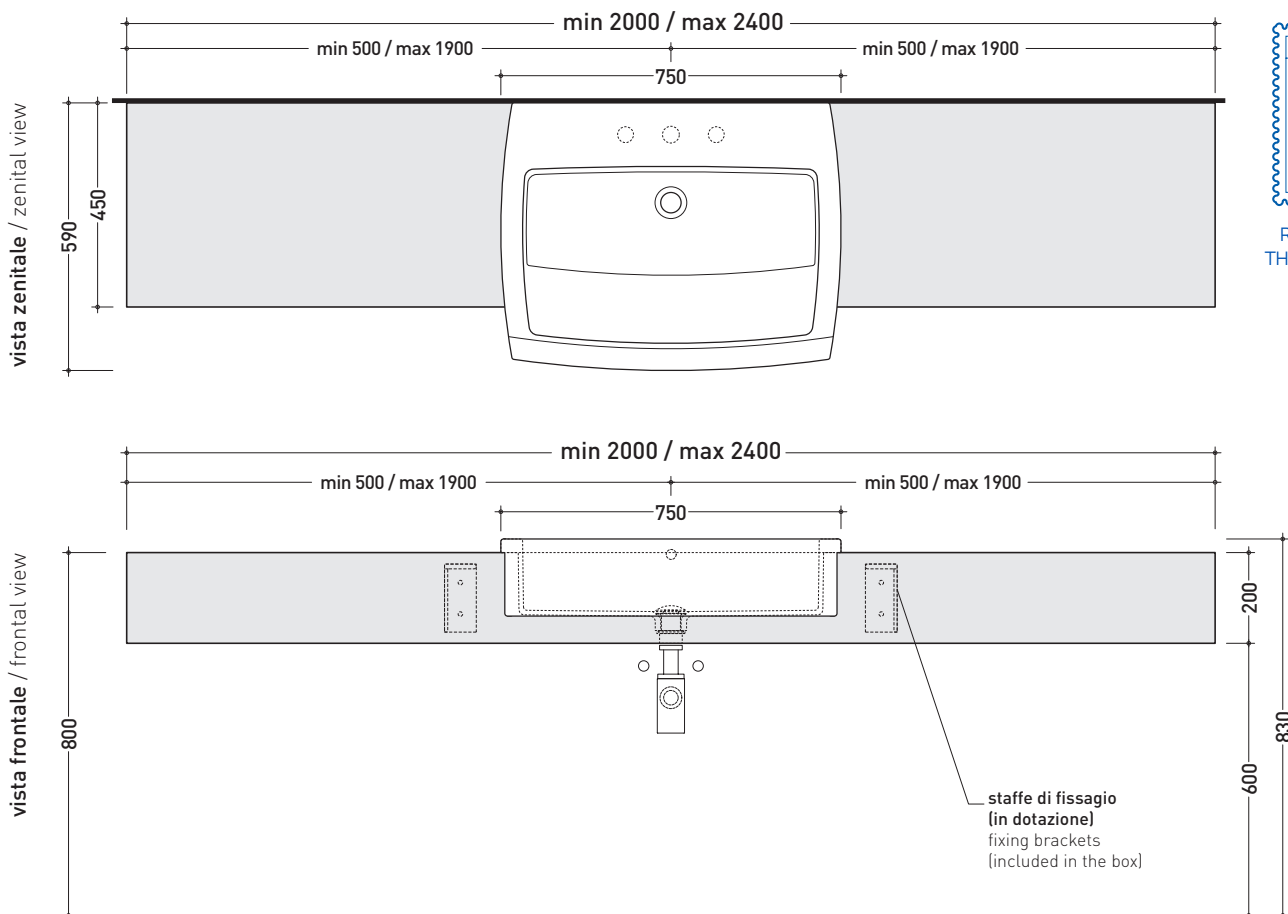
Shelf from 200 to 240 x 45 x h 20 cm
suitable for UNA 75 semi-inset basin (wall fixing brackets included)

Complements: **Una 75 semi-inset basin (UNA75L)**
Line taps basin: ONE - NOKÉ - FOLD - SI
Line accessories: TWO - HOOP - NOKÉ - FOLD
 SIMPLE - APP - FLAG - MADRE **mirrors**
Make-Up mirrors (MKS100 - MKS50 - MKS501)
Hot/Cold mirror (SPHC)
Left/Right mirror (SPLR)
Line mirrors (BASC20 - BASC30 - BASC40)



TAP HOLES ARE NOT MADE ON THIS ARTICLE BY FLAMINIA

CE




REFERENCE TO
THE COMPULSORY
ORDER FORM

sizes in mm


PIETRALUCE: glossy finish




matt finish



WOOD: finish





MODULO PER LA REALIZZAZIONE DELLE MENSOLE **UNA** PER ART. UNA75L

UNA CUSTOMIZED SHELVES FOR ART. UNA75L FORM



E' obbligatorio fotocopiare questa pagina, compilarla con cura e allegarla all'ordine.
It is compulsory to photocopy this page, carefully fill in and attach to the order.

➔➔ **1**

DETTAGLI ORDINE / ORDER DETAILS

ordinante - buyer _____ cliente - client _____

ordine - order n: _____ data - date: _____ ref.: _____

annotazioni - notes _____

➔➔ **2**

SCELTA ARTICOLO / ITEM CHOICE

E' importante consultare prima la scheda tecnica relativa
It's important to consult before the technical detail

- art. **UNA75M1**
mensola / shelf da / from 100 a / to 200 cm
- art. **UNA75M2**
mensola / shelf da / from 200 a / to 240 cm

➔➔ **3**

SCELTA MATERIALE / MATERIAL SELECTION

PIETRALUCE

- | | |
|--|---|
| <input type="checkbox"/> bianco - white | <input type="checkbox"/> latte - milky white |
| <input type="checkbox"/> grigio - grey | <input type="checkbox"/> argilla - argilla |
| <input type="checkbox"/> beige - beige | <input type="checkbox"/> gr. lava - lava grey |
| <input type="checkbox"/> nero - black | <input type="checkbox"/> carbone - carbone |
| <input type="checkbox"/> blu ultram. - marine blue | <input type="checkbox"/> cenere - cenere |
| <input type="checkbox"/> sabbia - sand | |
| <input type="checkbox"/> rosso cuoio - red | |

FINITURE LEGNO / WOOD FINISHES

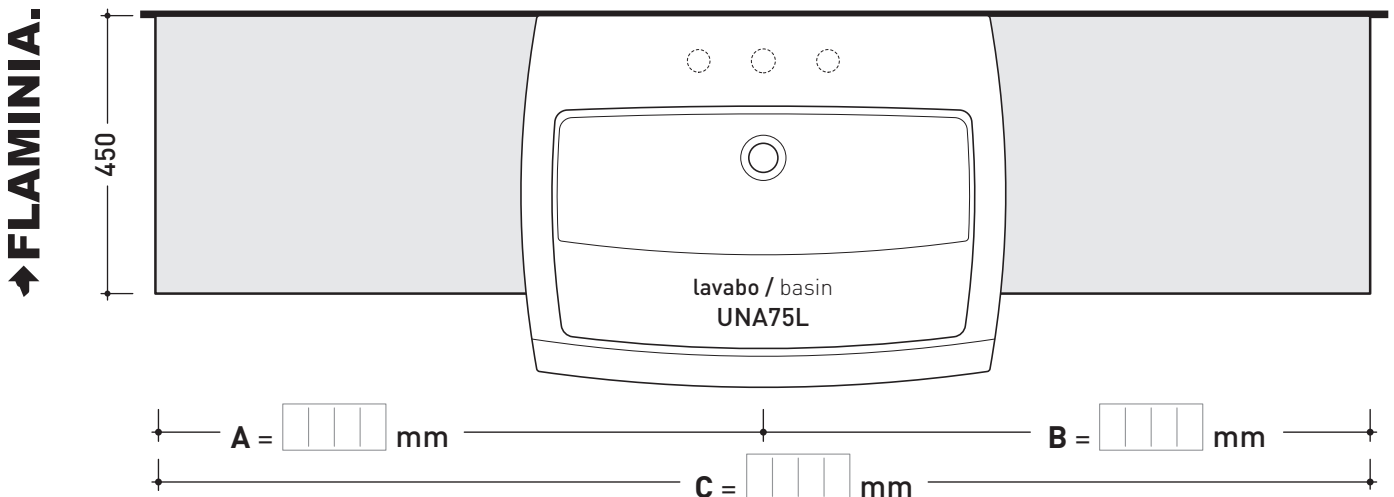
- rovere moro - dark oak
- rovere sbiancato - light oak

LEGNO FENOLICO da rivestire
MULTILAYER WOODEN to be covered

- 0 mm** [resine speciali - special resins]
- 5 mm** [gres porcellanato 3 mm
3 mm porcelain stoneware]
- 10 mm** [piastrelle, gres porcellanato 8-12 mm
8-12 mm tiles, porcelain stoneware]
- 15 mm** [piastrelle, gres porcellanato 12-14 mm
12-14 mm tiles, porcelain stoneware]
- 20 mm** [marmo e materiali lapidei 20 mm
20 mm marble and stone materials]

➔➔ **4**

SCELTA MISURE / MEASURES



• **A** = misura interasse lavabo da sinistra / left distance of basin. • **C** = misura totale della mensola / total length of the shelf.
• **B** = misura interasse lavabo da destra / right distance of basin. • verificare sempre che / verify that: **A + B = C**.