

## EF117R

Vaso back to wall **PLUS\*** con scarico S/P

\* **ATTENZIONE:** connessioni su richiesta

Complementi: Coprivaso con cerniere cromo e oro (23/C - 23/O)  
Coprivaso con cerniere rallentate cromo o oro (23/CR - 23/OR)  
Coprivaso in noce con cerniere cromo o oro (23N/C - 23N/O)  
Coprivaso in noce con cerniere rallentate cromo o oro (23N/CR - 23N/OR)  
Accessori linea EVERGREEN

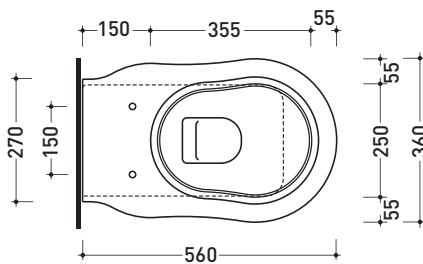
Accessori tecnici: **Kit di fissaggio a pavimento (9001)**  
\*Kit per scarico parete H 230 mm (LKR00)  
\*Kit per scarico pavimento da 50 a 80 mm (LKR90)  
\*Kit per scarico pavimento da 80 a 100 mm (LK8010)  
\*Kit per scarico pavimento da 100 a 120 mm (LK1012)  
\*Kit per scarico pavimento da 120 a 140 mm (LK1214)  
\*Kit per scarico pavimento da 140 a 160 mm (LK1416)  
\*Kit per scarico pavimento da 160 a 180 mm (LKR5)  
\*Kit per scarico pavimento da 180 a 200 mm (LK1820)  
\*Kit per scarico pavimento da 200 a 220 mm (LK2022)  
\*Kit per scarico pavimento da 220 a 330 mm (LK2233)

Dim. Imballo | Peso **26 kg** | Pz. Pallet n° **21**

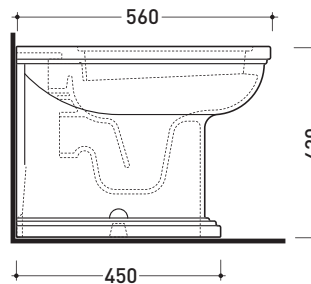
CE UNI EN 997 | Dop-No997



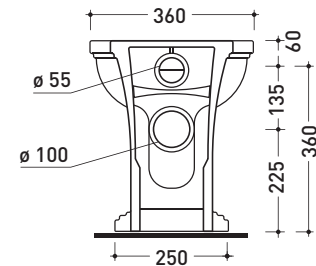
pag. 1/2



vista zenitale / zenital view

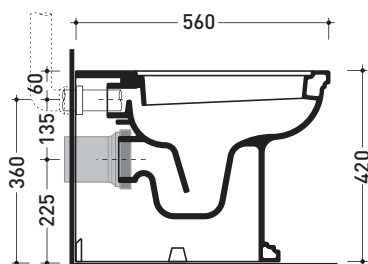


vista laterale / lateral view



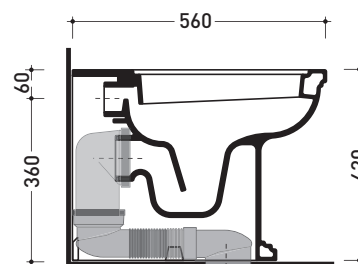
vista retro / back view

**SCARICO A PARETE**  
**PREDISPOSTO PER WC SOSPESO**  
WALL DISCHARGE ARRANGEMENT  
FOR WALL-HUNG WC



sezione longitudinale / section

**SCARICO A PAVIMENTO**  
**PREDISPOSTO DA 5 A 33 CM**  
ARRANGEMENT DISCHARGE  
TO FLOOR FROM 5 TO 33 CM



da/from 50 a/to 330 mm

sezione longitudinale / section

dimensioni in mm

Le misure dimensionali riportate hanno una tolleranza del 2%

CERAMICA: finiture lucide



bianco



nero

finiture opache

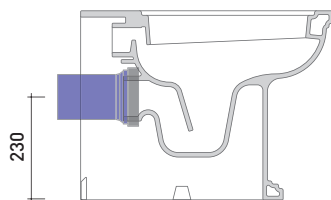


latte

**FLAMINIA consiglia**  
**l'abbinamento di questo Wc**  
**con passo rapido/flussometro**  
**e cassette alte tradizionali.**

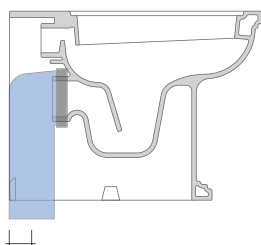
## KIT PER SCARICO PARETE

**LKR00** (SET: LKR00)



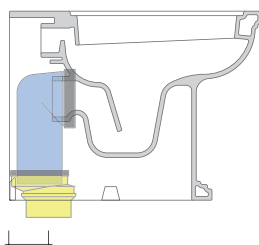
## KIT PER SCARICO PAVIMENTO

**LKR90** (SET: LKR90)



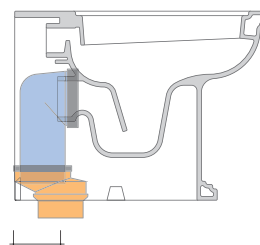
da/from 50 a/to 80 mm

**LK8010** (SET: LKR90+LKR20)



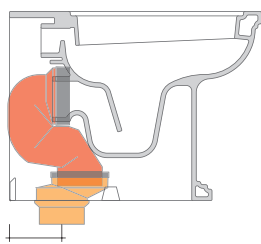
da/from 80 a/to 100 mm

**LK1012** (SET: LKR90+LKR40)



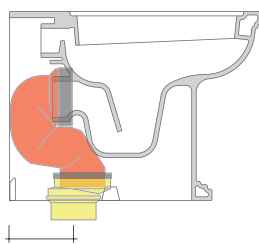
da/from 100 a/to 120 mm

**LK1214** (SET: LKRS+LKR40)



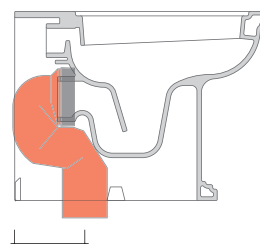
da/from 120 a/to 140 mm

**LK1416** (SET: LKRS+LKR20)



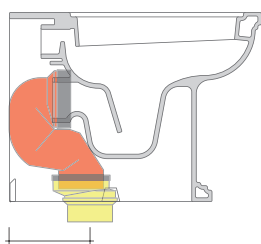
da/from 140 a/to 160 mm

**LK1618** (SET: LKRS)



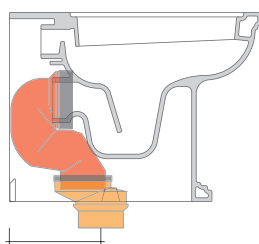
da/from 160 a/to 180 mm

**LK1820** (SET: LKRS+LKR20)



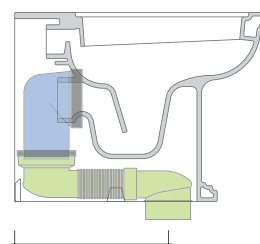
da/from 180 a/to 200 mm

**LK2022** (SET: LKRS+LKR40)



da/from 200 a/to 220 mm

**LK2233** (SET: LKR90+LKR33)



da/from 220 a/to 330\* mm

**ATTENZIONE : LE CONNESSIONI DI SCARICO NON SONO INCLUSE**