

2017

## BXPR51 L 70/245 x P 51 x H 18

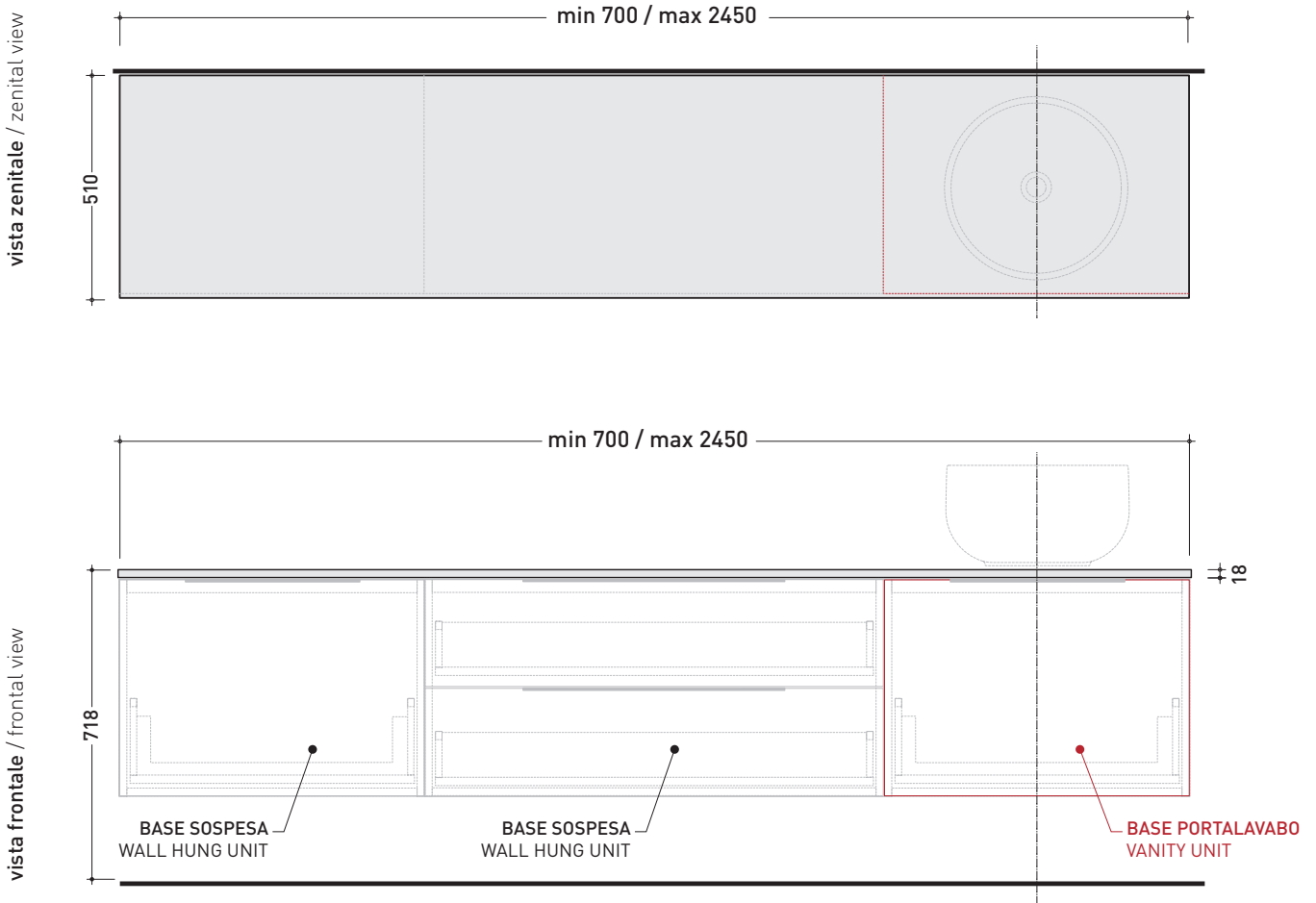
Wooden top from 70 to 245 cm  
suitable for VANITY/WALL HUNG UNIT depth 50 cm

**WARNING:**

Flaminia can forate the top surface for the placement of countertop washbasins only at the central axis of the underlying **WASHBASIN BASE**.



CE



sizes in mm

WOOD: finish



OK Arly



OJ Bianco



OJ Grigio



OJ Canapa

**VANITY UNIT DEPTH: CM 50**

Acqualigth art. 5058	Fonte Tonda art. FT52L	Nuda 85 art. 5080
App 40 art. AP40A	Monò 64 art. MN64L	Nuda 85 art. 5081
App 62 art. AP62A	Monò 74 art. MN74L	Nuda 95 art. 5082
Boll 42 art. BL42L	Monò 100 art. MN100L	Pass 50 art. PS50L
Boll 56 art. BL56L	Miniwash 40 art. MWL40	Pass 62 art. PS62C
Bonola 46 art. BN46A	Miniwash 48 art. MWL48	Pass 62 art. PS62L
Bonola 50 art. BN50A	Miniwash 60 art. MWL60	Pass 65 art. PS65AT
Bonola 60 art. BN60A	Miniwash 60 art. MW60PR	Pass 72 art. PS72L
Como 51 art. CM51A	Miniwash 75 art. MWL75	Roll 44 art. RL44L
Dip 62 art. DP481	Miniwash 75 art. MW75PR	Roll 56 art. RL56L
Dip 62 art. DP482	Nile 40 art. NL40A	Saltodacqua art. SD42L
DoppioZero art. DZ46L	Nile 62 art. NL62A	Void 60 art. VD60L
Flag 40 art. FG40A	Nile 62 art. NL62H20	Volo 52 art. VL52L
Flag 50 art. FG50A	Nuda 60 art. 5083	Volo 66 art. VL66L
Flag 64 art. FG64L	NudaSlim 60 art. ND60A	
Fonte 50 art. FN50L	NudaSlim 75 art. ND75A	

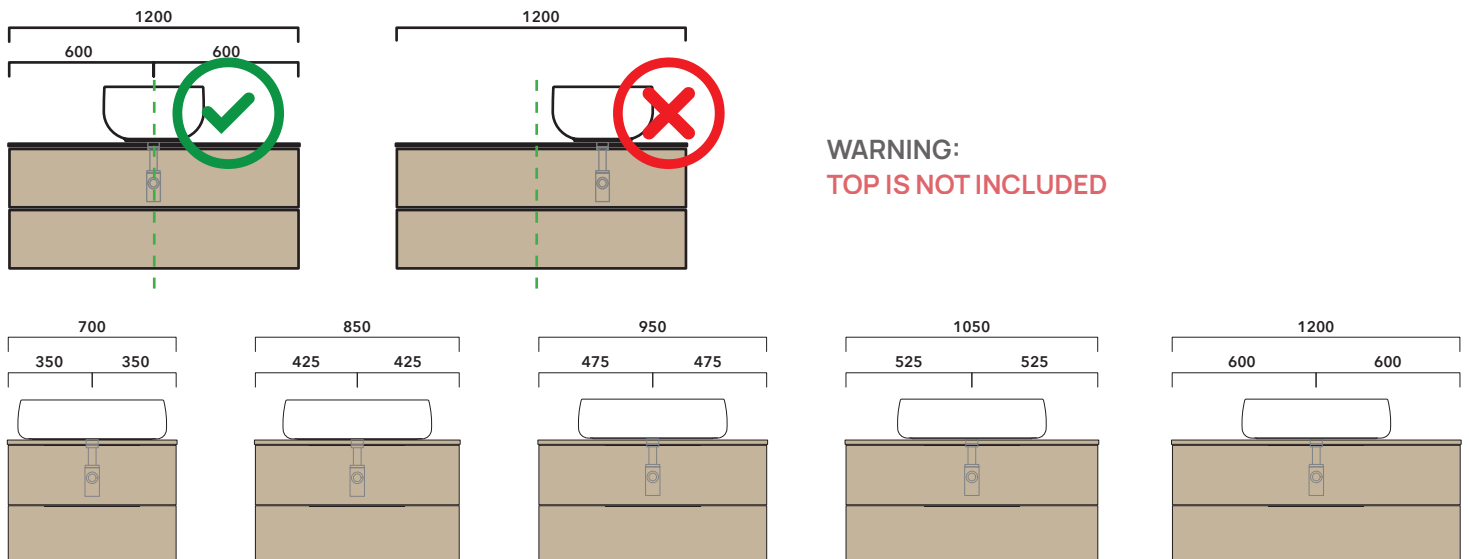
**INDICATIONS FOR THE REALIZATION OF COMPOSITIONS**

Taking care to the difference between **VANITY** or **WALL HUNG UNITS**:

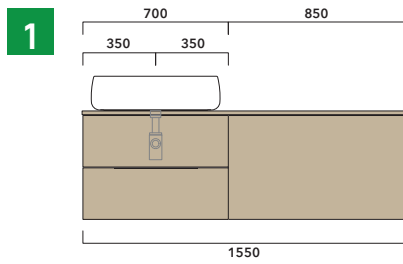
- The drawer and the back of **VANITY UNIT** are cutted to permit the siphon installation.
- **WALL HUNG UNIT** are completely closed.

**WARNING:**

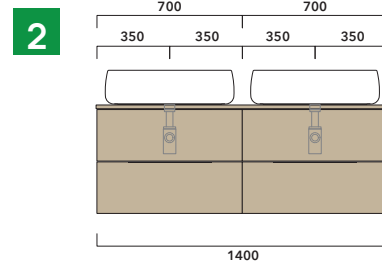
**THE BASIN IS ALWAYS IN THE CENTRE OF THE WALL HUNG VANITY UNIT**



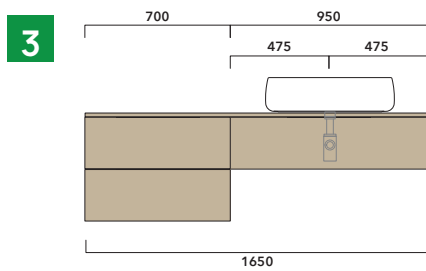
Vanity units are suitable for **COUNTERTOP BASIN** only (NOT for recessed, semi-inset or undercounter ones).



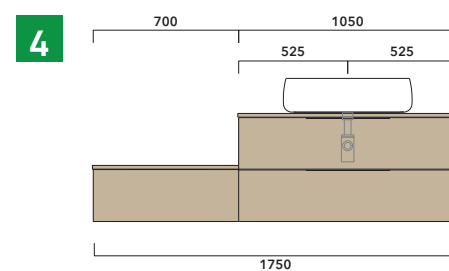
**1** I depth cm 50:  
n.1 **BX809** + n.1 **BX427** + **BXPR51** cm 155



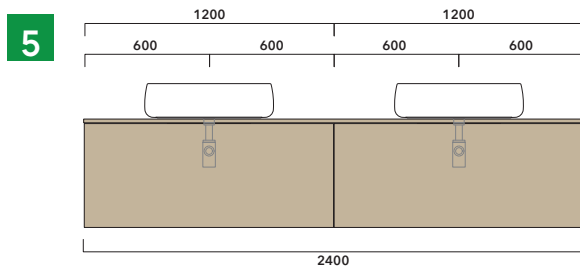
**2** I depth cm 50:  
n.2 **BX809** + **BXPR51** cm 140



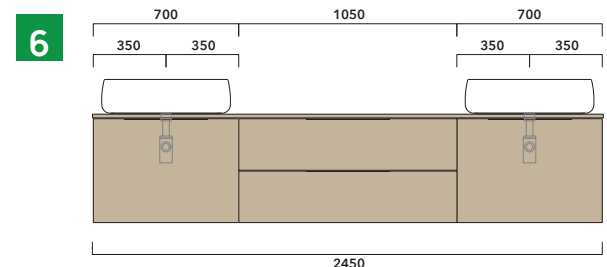
**3** I depth cm 50:  
n.1 **BX425** + n. 1 **BX995** + **BXPR51** cm 165



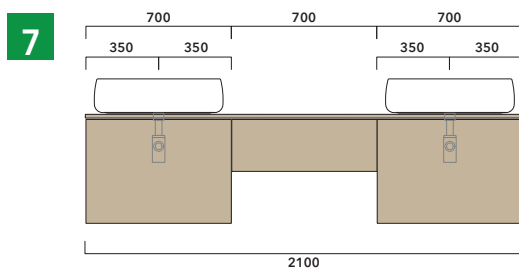
**4** I depth cm 50:  
n.1 **BX297** + n. 1 **BX839** + **BXPR51** cm 70 + **BXPR51** cm 105



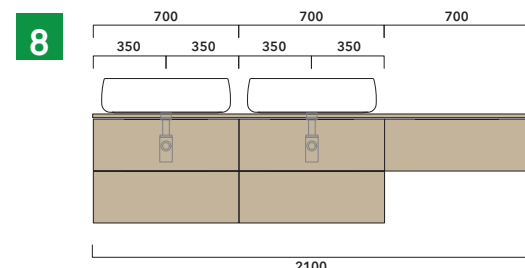
**5** I depth cm 50:  
n.2 **BX945** + **BXPR51** cm 240



**6** I depth cm 50:  
n.2 **BX805** + n.1 **BX437** + **BXPR51** cm 245



**7** I depth cm 50:  
n.2 **BX805** + n. 1 **BX297** + **BXPR51** cm 210



**8** I depth cm 50:  
n.2 **BX808** + n. 1 **BX297** + **BXPR51** cm 210

➔ **FLAMINIA.** MODULO PER LA REALIZZAZIONE DELLE COMPOSIZIONI MOBILI **BOX**  
CUSTOMIZED COMPOSITION FORM FOR **BOX** UNITS



E' obbligatorio fotocopiare questa pagina, compilarla con cura e allegarla all'ordine.  
It is compulsory to photocopy this page, carefully fill in and attach to the order.

➔➔ **1** DETTAGLI ORDINE / ORDER DETAILS

ordinante - buyer \_\_\_\_\_ cliente - client \_\_\_\_\_

ordine - order n: \_\_\_\_\_ data - date: \_\_\_\_\_ ref.: \_\_\_\_\_

annotazioni - notes \_\_\_\_\_

➔➔ **2** PROFONDITÀ MOBILE / UNIT DEPTH É importante consultare il listino prezzi / It's important to consult price list

CM 37

CM 50

➔➔ **3** DISEGNO / DRAWING



➔➔ **4** ELENCO ARTICOLI / ARTICLE LIST É importante consultare il listino prezzi / It's important to consult price list

art. \_\_\_\_\_ dim. \_\_\_\_\_ art. \_\_\_\_\_ dim. \_\_\_\_\_

art. \_\_\_\_\_ dim. \_\_\_\_\_ art. \_\_\_\_\_ dim. \_\_\_\_\_

art. \_\_\_\_\_ dim. \_\_\_\_\_ art. \_\_\_\_\_ dim. \_\_\_\_\_

➔➔ **5** LAVABO DA APPOGGIO / COUTERTOP BASIN

FLAMINIA lavabo/basin art. \_\_\_\_\_

NO FLAMINIA lavabo/basin  
(allegare scheda tecnica / enclose a technical drawing)

➔➔ **6** SCELTA FINITURA / FINISH SELECTION

OK ARLY

OJ BIANCO

OJ GRIGIO

OJ CANAPA