

2017

## BXPR38 L 70/245 x P 38 x H 18

Wooden top from 70 to 245 cm  
suitable for VANITY/WALL HUNG UNIT depth 37 cm

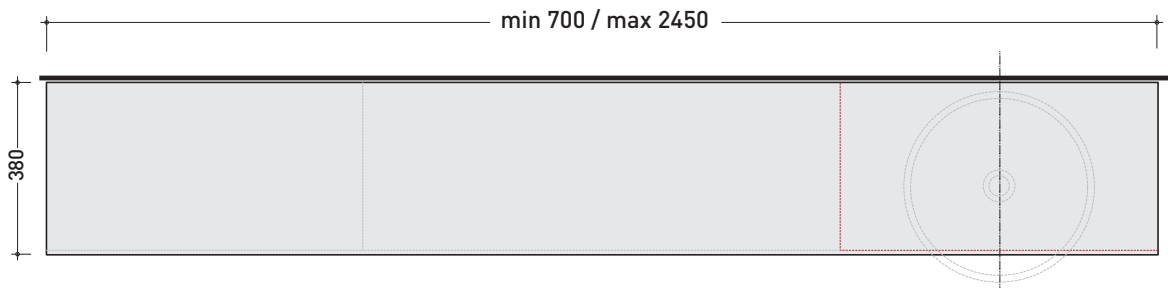
**WARNING:**

Flaminia can forate the top surface for the placement of countertop washbasins only at the central axis of the underlying **WASHBASIN BASE**.

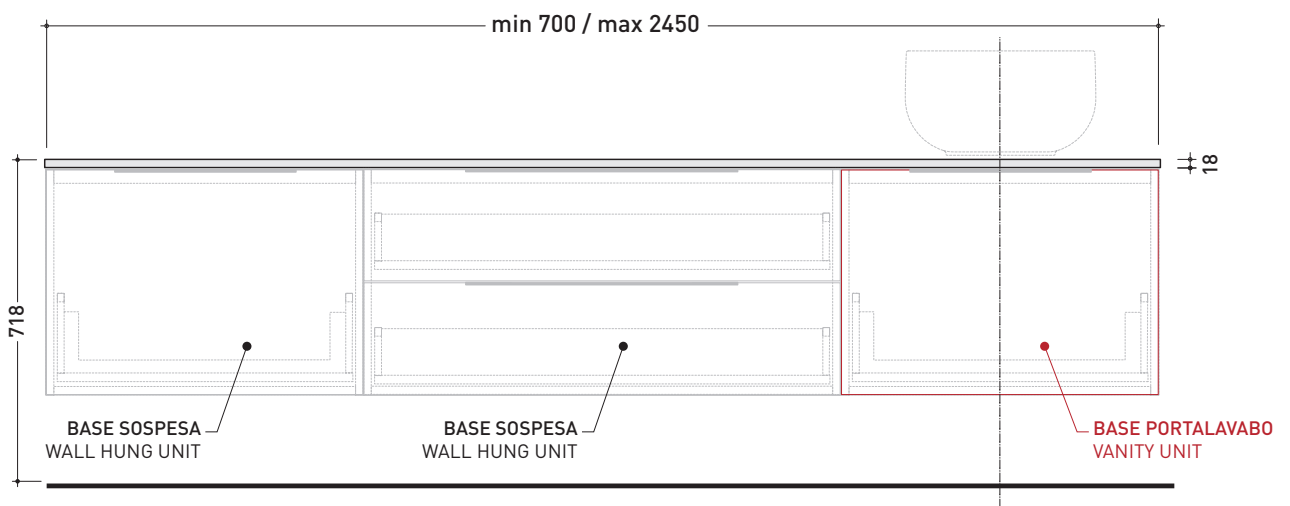


CE

vista zenitale / zenital view



vista frontale / frontal view



sizes in mm

WOOD: finish



OK Arly



OJ Bianco



OJ Grigio



OJ Canapa

## VANITY UNIT DEPTH: CM 37

App 40 art. AP40A

App 62 art. AP62A

Boll 42 art. BL42L

Boll 56 art. BL56L

Flag 40 art. FG40A

Flag 50 art. FG50A

Monò 54 art. MN54L

NudaSlim 60 art. ND60A

NudaSlim 60 art. ND60L

NudaSlim 60 art. ND60PR

NudaSlim 75 art. ND75A

NudaSlim 75 art. ND75L

NudaSlim 75 art. ND75PR

Pass 39 art. PS39LM

Pass 60 art. PS60A

Pass 65 art. PS65AT

Pass 62 art. PS62C

Saltodacqua art. SD42L

Void 44 art. VD44L

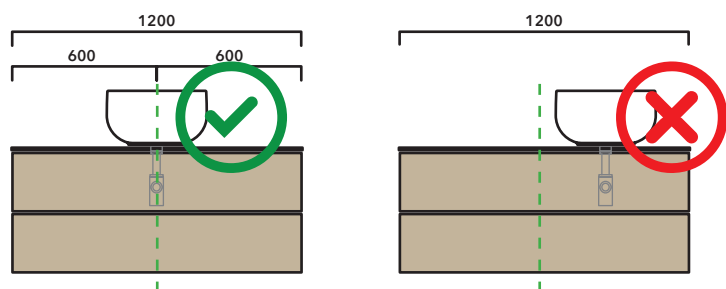
## INDICATIONS FOR THE REALIZATION OF COMPOSITIONS

Taking care to the difference between **VANITY** or **WALL HUNG UNITS**:

- The drawer and the back of **VANITY UNIT** are cutted to permit the siphon installation.
- **WALL HUNG UNIT** are completely closed.

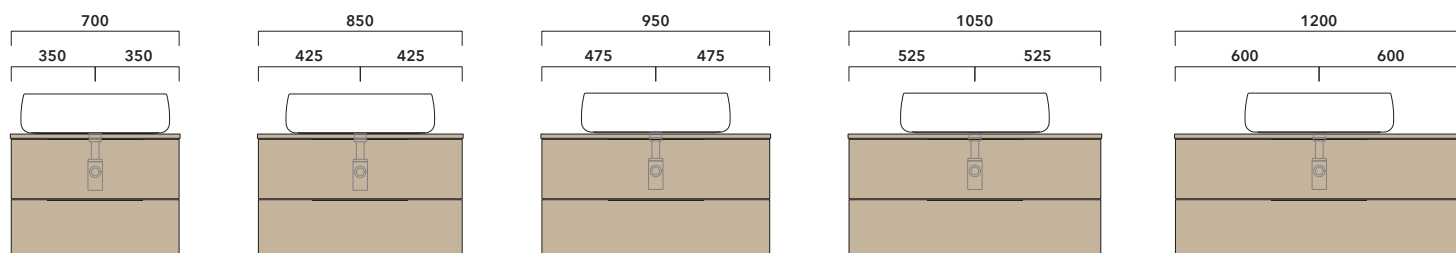
### WARNING:

**THE BASIN IS ALWAYS IN THE CENTRE OF THE WALL HUNG VANITY UNIT**

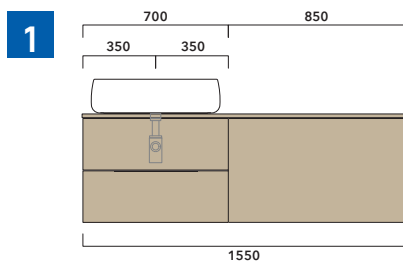


### WARNING:

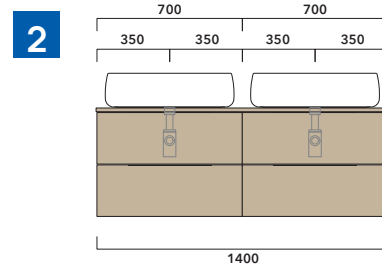
**TOP IS NOT INCLUDED**



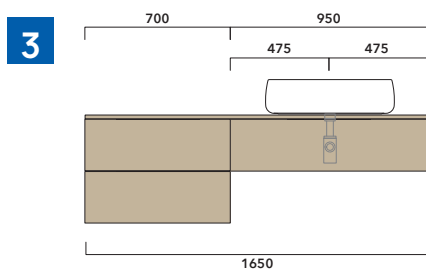
Vanity units are suitable for **COUNTERTOP BASIN** only (NOT for recessed, semi-inset or undercounter ones).



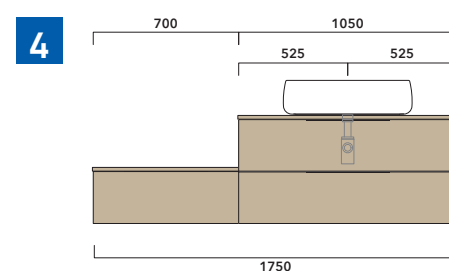
**1** | depth cm 37:  
n.1 **BX808** + n.1 **BX426** + **BXPR38** cm 155



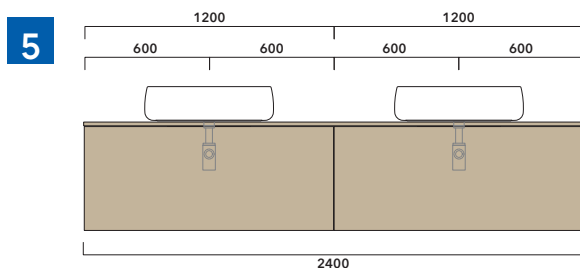
**2** | depth cm 37:  
n.2 **BX808** + **BXPR38** cm 140



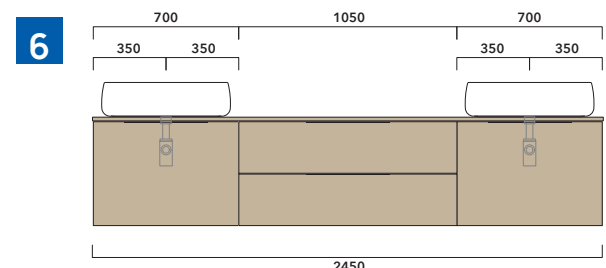
**3** | depth cm 37:  
n.1 **BX424** + n. 1 **BX994** + **BXPR38** cm 165



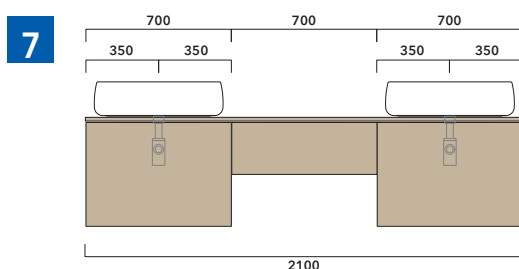
**4** | depth cm 37:  
n.1 **BX296** + n. 1 **BX838** + **BXPR38** cm 70 + **BXPR38** cm 105



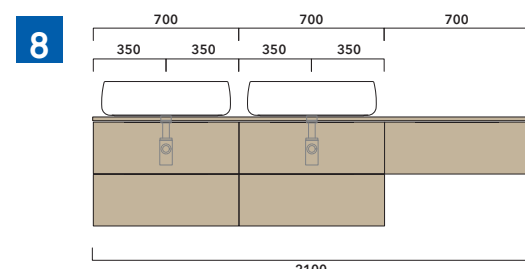
**5** | depth cm 37:  
n.2 **BX944** + **BXPR38** cm 240



**6** | depth cm 37:  
n.2 **BX804** + n.1 **BX436** + **BXPR38** cm 245



**7** | depth cm 37:  
n.2 **BX804** + n. 1 **BX296** + **BXPR38** cm 210



**8** | depth cm 37:  
n.2 **BX808** + n. 1 **BX296** + **BXPR38** cm 210

➔ **FLAMINIA.** MODULO PER LA REALIZZAZIONE DELLE COMPOSIZIONI MOBILI **BOX**  
CUSTOMIZED COMPOSITION FORM FOR **BOX** UNITS



E' obbligatorio fotocopiare questa pagina, compilarla con cura e allegarla all'ordine.  
It is compulsory to photocopy this page, carefully fill in and attach to the order.



**1** DETTAGLI ORDINE / ORDER DETAILS

ordinante - buyer

cliente - client

ordine - order n:

data - date:

ref.:

annotazioni - notes



**2** PROFONDITÀ MOBILE / UNIT DEPTH

É importante consultare il listino prezzi / It's important to consult price list

CM 37

CM 50



**3** DISEGNO / DRAWING



**4** ELENCO ARTICOLI / ARTICLE LIST

É importante consultare il listino prezzi / It's important to consult price list

art.

dim.

art.

dim.

art.

dim.

art.

dim.

art.

dim.

art.

dim.



**5** LAVABO DA APPOGGIO / COUTERTOP BASIN

FLAMINIA lavabo/basin art. \_\_\_\_\_

NO FLAMINIA lavabo/basin  
(allegare scheda tecnica / enclose a technical drawing)



**6** SCELTA FINITURA / FINISH SELECTION

OK ARLY

OJ BIANCO

OJ GRIGIO

OJ CANAPA