

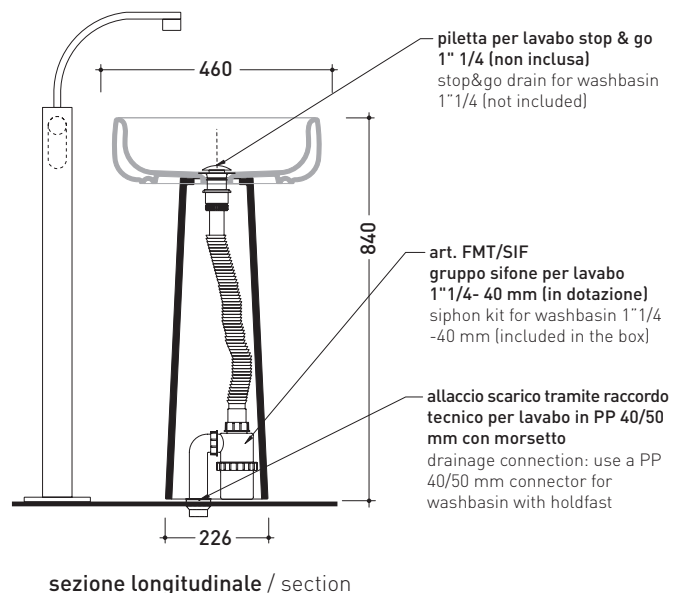
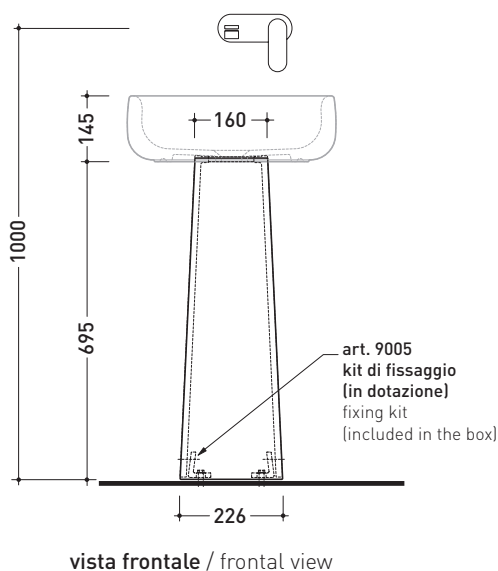
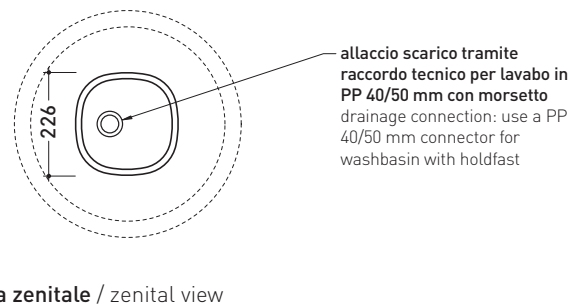
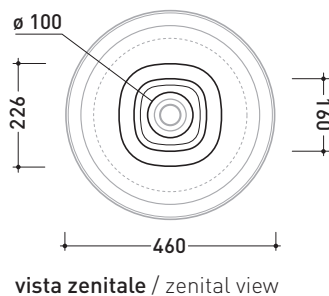
BN50C + BN46A

Colonna in ceramica per lavabo Bonola 46
(completa di kit di fissaggio a pavimento art. 9005 e sifone art. FMT/SIF)

Complementi: Lavabo Bonola 46 (BN46A)
Lavabo Bonola 50 (BN50A)
Rubinetti lavabo linea ONE - NOKÈ - SI - FOLD - X1
Accessori linea TWO - HOOP - NOKÈ - FOLD

Accessori tecnici: Piletta Stop & Go (PLSG)
Piletta Stop & Go in ceramica (PLCE)
Piletta con troppopieno integrato in ceramica (PLTPCE)
Piletta con troppopieno integrato CROMO (PLTPCR)

Dim. Imballo colonna	25 x 25 x 76 cm	Peso	15 kg	Pz. Pallet n°	16
Dim. Imballo lavabo	53 x 17,5 x 49 cm	Peso	12,5 kg	Pz. Pallet n°	28



dimensioni in mm

Le misure dimensionali riportate hanno una tolleranza del 2%

CERAMICA: finiture lucide



finiture opache

