

FY48PC + MW48SP

Varnished extra_light crystal top from 80 to 200 cm suitable for Miniwash 48 under-counter basin (fixing brackets included)

Complements: Miniwash 48 under-counter basin (MW48SP)
 MAKE-UP mirrors and lamps
 APP - FLAG - MADRE - SIMPLE mirrors
 Hot/Cold mirror (SPHC)
 Left/Right mirror (SPLR)
 Line mirrors (BASC20 - BASC30 - BASC40)
 Taps basin line: ONE - NOKÈ - FOLD - SI - X1
 Accessories line: TWO - HOOP - NOKÈ - FOLD

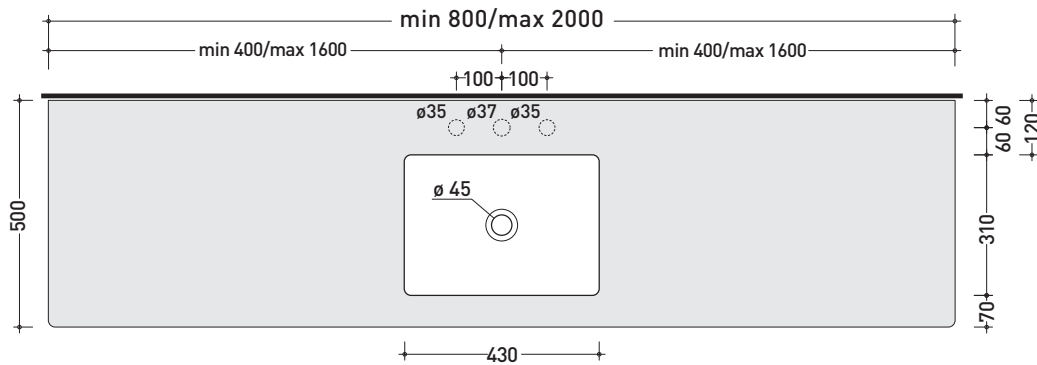
Package dim.

Weight

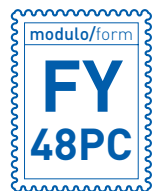
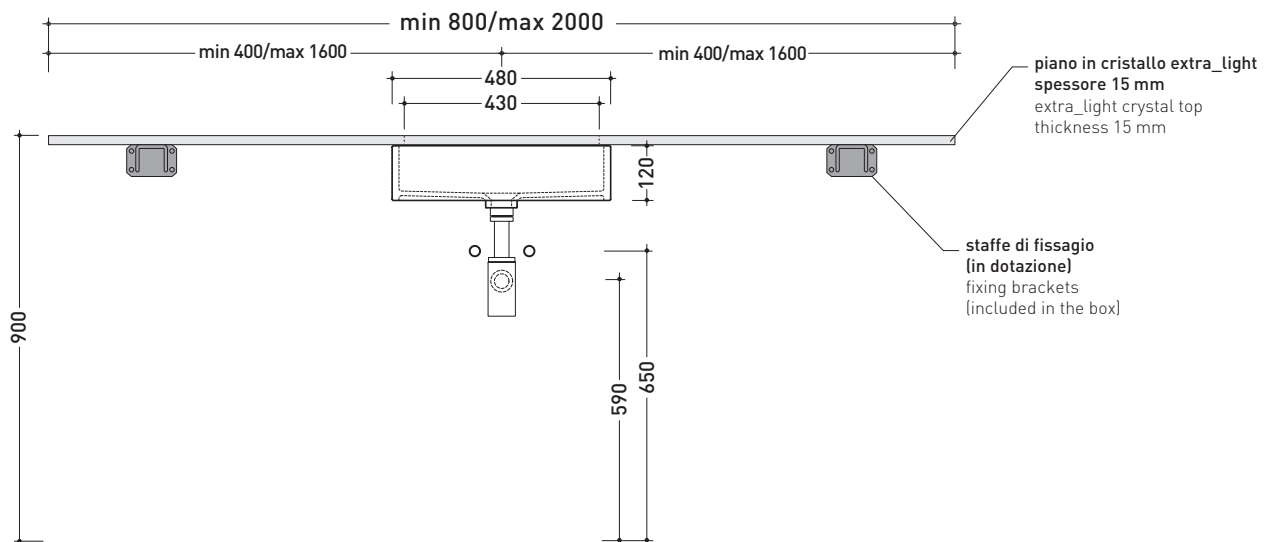
Pz. Pallet n° -



vista zenitale / zenital view



vista frontale / frontal view



REFERENCE TO THE COMPULSORY ORDER FORM

sizes in mm

Please consider a 2% tolerance on indicated measurements


CRYSTAL: glossy finish



white



black



MODULO PER LA REALIZZAZIONE DEI PIANI IN CRISTALLO **FLY** A MISURA PER DOPPIO ART. **MW48SP**
FLY CUSTOMIZED CRYSTAL SHELVES FOR DOUBLE ART. MW48SP FORM

E' obbligatorio fotocopiare questa pagina, compilarla con cura e allegarla all'ordine.
 Is compulsory to photocopy this page, carefully fill in and attach to the order.

➔➔ **1** DETTAGLI ORDINE / ORDER DETAILS

ordinante - buyer _____ cliente - client _____

ordine - order n: _____ data - date: _____ ref.: _____

annotazioni - notes _____

➔➔ **2** SCELTA ARTICOLO / ITEM CHOICE

E' importante consultare prima la scheda tecnica relativa
 It's important to consult before the technical detail

art. **FY48PC**
 mensola / shelf da / from **140 a / to 200 cm**

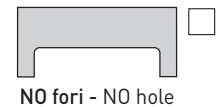
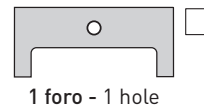
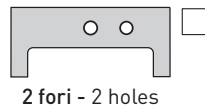
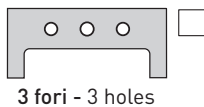
➔➔ **3** SCELTA COLORE / COLOUR SELECTION

CRISTALLO EXTRA_LIGHT
 EXTRA_LIGHT CRYSTAL

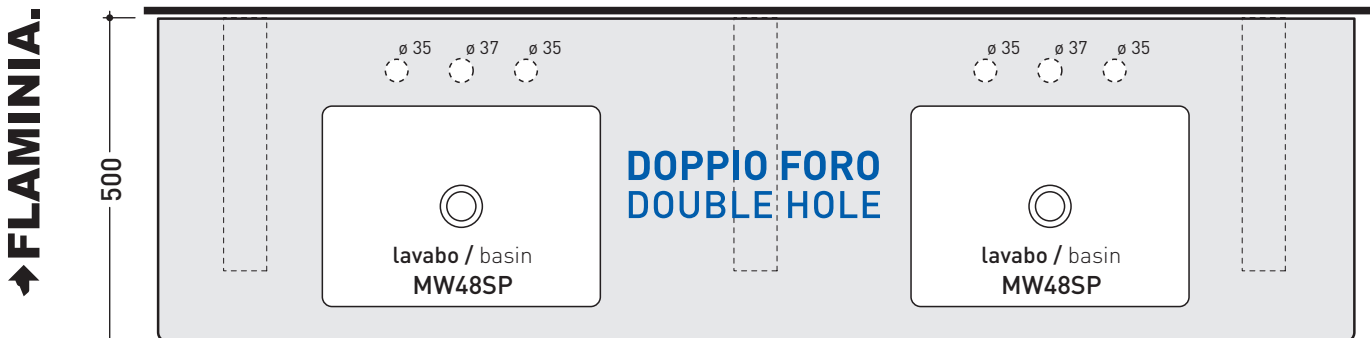
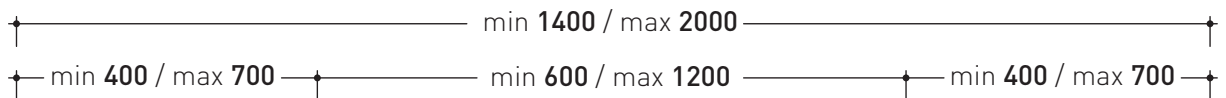
bianco - white nero - black

➔➔ **4** SCELTA DETTAGLI / DETAILS SELECTION


FORI RUBINETTERIA / TAP HOLES



➔➔ **5** SCELTA MISURE / MEASURES



- A = misura interasse lavabo da sinistra / left distance of basin.
- B = misura interasse lavabo da destra / right distance of basin.
- C = misura totale del piano / total length of the shelf.
- C = misura totale del piano / total length of the shelf.
- verificare sempre che / verify that: **A + B + C = D.**



MODULO PER LA REALIZZAZIONE DEI PIANI IN CRISTALLO **FLY** A MISURA PER DOPPIO ART. **MW48SP**

FLY CUSTOMIZED CRYSTAL SHELVES FOR DOUBLE ART. MW48SP FORM



E' obbligatorio fotocopiare questa pagina, compilarla con cura e allegarla all'ordine.
Is compulsory to photocopy this page, carefully fill in and attach to the order.

➔➔ 1 DETTAGLI ORDINE / ORDER DETAILS

ordinante - buyer _____ cliente - client _____

ordine - order n: _____ data - date: _____ ref.: _____

annotazioni - notes _____

➔➔ 2 SCELTA ARTICOLO / ITEM CHOICE

E' importante consultare prima la scheda tecnica relativa
It's important to consult before the technical detail

art. **FY48PC**
mensola / shelf da / from **140 a / to 200 cm**

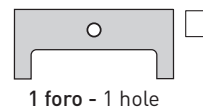
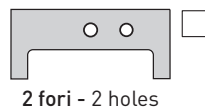
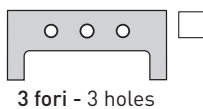
➔➔ 3 SCELTA COLORE / COLOUR SELECTION

CRISTALLO EXTRA_LIGHT
EXTRA_LIGHT CRYSTAL

bianco - white nero - black

➔➔ 4 SCELTA DETTAGLI / DETAILS SELECTION

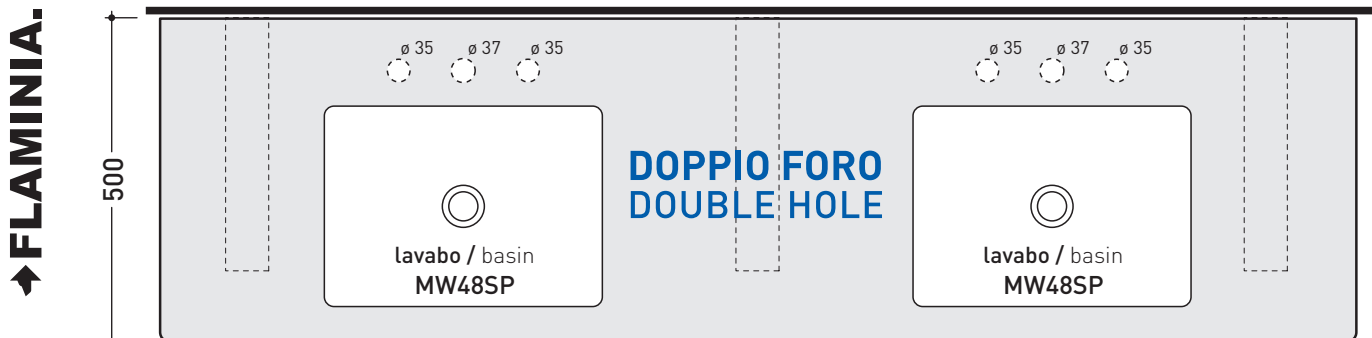
FORI RUBINETTERIA / TAP HOLES



➔➔ 5 SCELTA MISURE / MEASURES

min 1400 / max 2000

min 400 / max 700 min 600 / max 1200 min 400 / max 700



A = [] mm B = [] mm C = [] mm

D = [] mm

- A = misura interasse lavabo da sinistra / left distance of basin.
- B = misura interasse lavabo da destra / right distance of basin.
- C = misura totale del piano / total length of the shelf.
- verificare sempre che / verify that: **A + B + C = D.**