

Miniwash Fly

➔ **FLAMINIA.**

design **GIULIO CAPPELLINI**

2005

MWL48 Miniwash 48

Countertop - wall hung* basin 48 cm

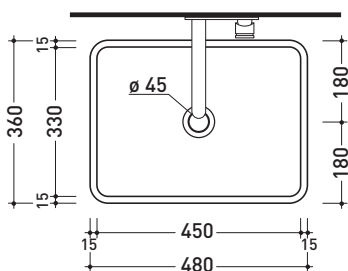
●WITHOUT OVERFLOW ●WITHOUT TAP LEDGE

Complements: ***Wall fixing bracket (MWS48)**
Forty6 shelf (F6MW)
Solid shelf (SLMW)
Furniture BOX - depth. 50
Filo 60 metal structure (FI60SV)
Filo 75 metal structure (FI75SV)
Line taps basin: ONE - NOKÈ - SI - FOLD - X1
Line accessories: TWO - HOOP - NOKÈ - FOLD

Technical accessories: **Chrome siphon (SIFL/CR) - Telescopic chrome siphon (SIFL066)**
Stop & Go drain (PLSG)
CERAMIC Stop & Go drain (PLCE)
Two piece set chrome tap filters (RF026)

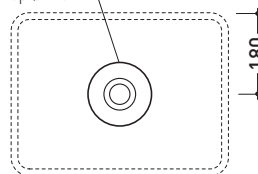
Package dim. **49 x 14,5 x 37,5 cm** | Weight **12,5 kg** | Pz. Pallet n° **42**

CE UNI EN 14688 - CL00 Dop-No14688

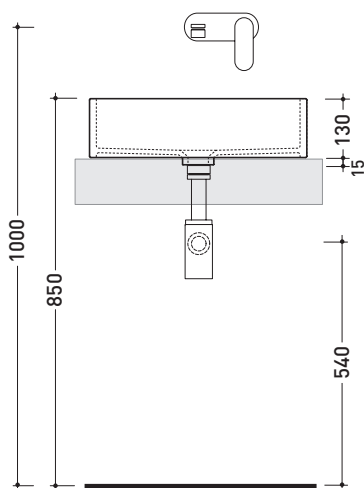


vista zenitale / zenital view

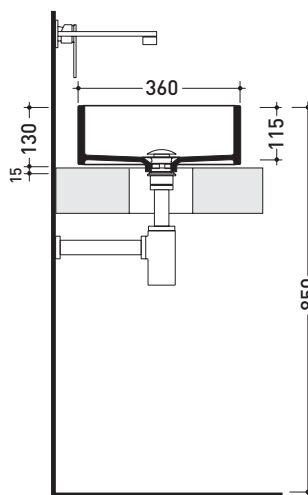
foro consigliato sul piano ø 140
 suggested hole on the top ø140



vista zenitale / zenital view



vista frontale / frontal view



sezione longitudinale / section

sizes in mm

Please consider a 2% tolerance on indicated measurements

CERAMIC: glossy finish

matt finish



METAL



<http://www.ceramicaflaminia.it/en/products/300-miniwash-fly>

©ceramicaflaminiaspa - All rights reserved. Unauthorized copying, publication, reproduction as well as partial reproduction are prohibited

april 2020

