

design ANGELETTI - RUZZA

2008

KY29

Orinatoio a parete (completo di fissaggio a parete art. 9007 e sifone art. KYCON)

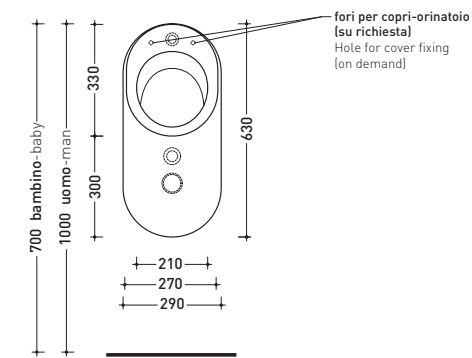
SU RICHIESTA CON FORI PER FISSAGGIO COPRI-ORINATOIO

Complementi: Copri-orinatoio in legno/poliestere (KY29CW01)
 Rubinetto incasso passo rapido One (112540)
 Accessori linea TWO - HOOP - NOKÉ - FOLD

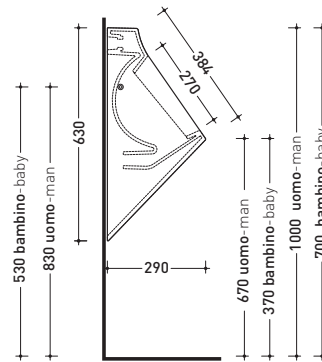
Accessori tecnici: Struttura SANITARBLOCK per orinatoio sospesi (136179)
 Corpo incasso per placca EQUA URINAL (879123)
 Flussometro EQUA URINAL AC con sensore a infrarossi (879120)

Dim. Imballo 64 x 30 x 30 cm | Peso 15,5 kg | Pz. Pallet n° 24

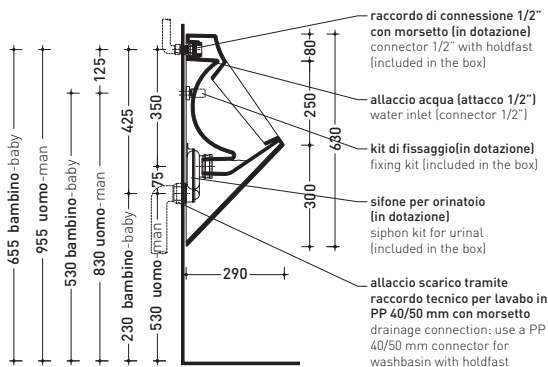
CE UNI EN 13407 Dop-No13407



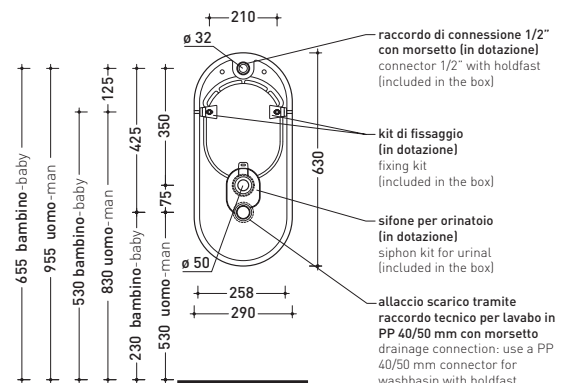
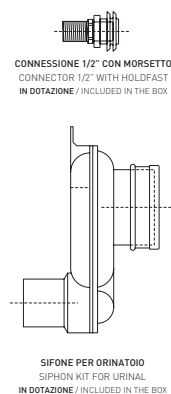
vista frontale / frontal view



vista laterale / lateral view



sezione longitudinale / section



vista retro/ back view


dimensioni in mm

CERAMICA: finiture lucide



bianco nero

finiture opache



latte grigio lava

Le misure dimensionali riportate hanno una tolleranza del 2%

design ANGELETTI - RUZZA

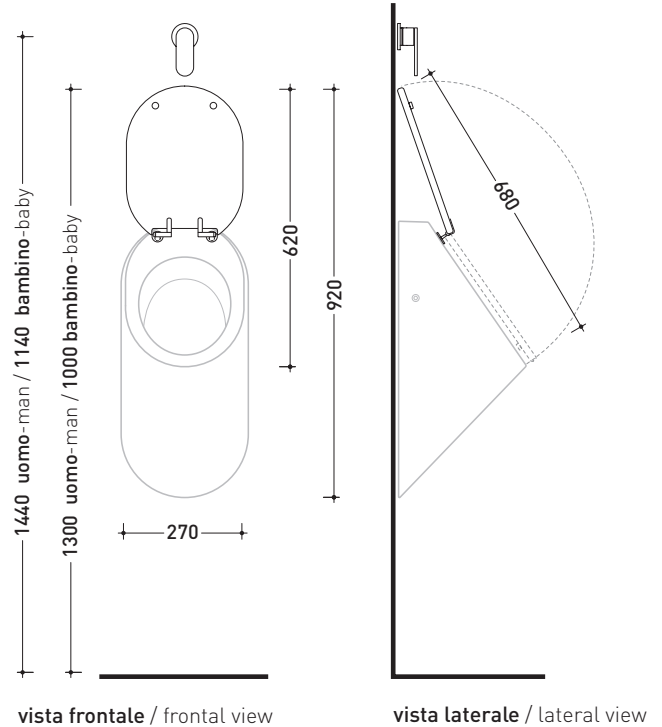
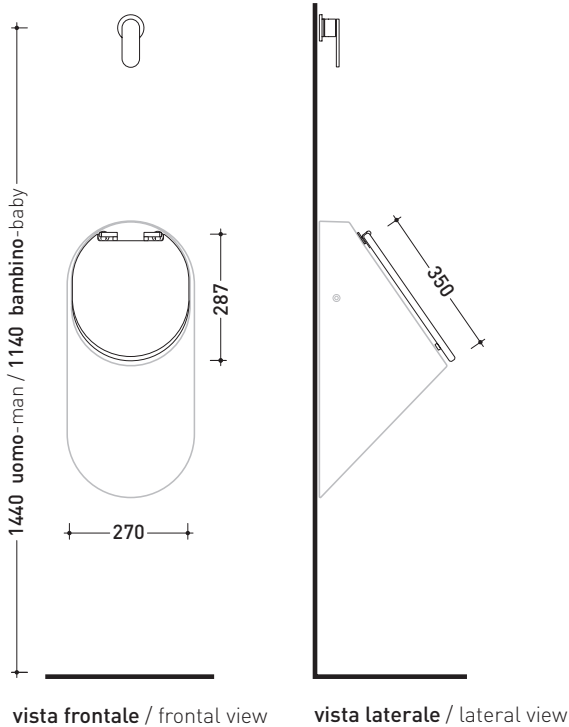
2008

KY29CW01

Copri-orinatoio in legno e poliestere

Complementi: Orinatoio Key (KY29)

Dim. Imballo 52 x 40 x 6 cm | Peso 1,5 kg | Pz. Pallet n° -



dimensioni in mm

LEGNO E POLIESTERE: finiture lucide



finiture opache

