

design **ALEXANDER DURINGER** and **STEFANO ROSINI** 2004

**IO60M2**

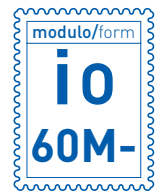
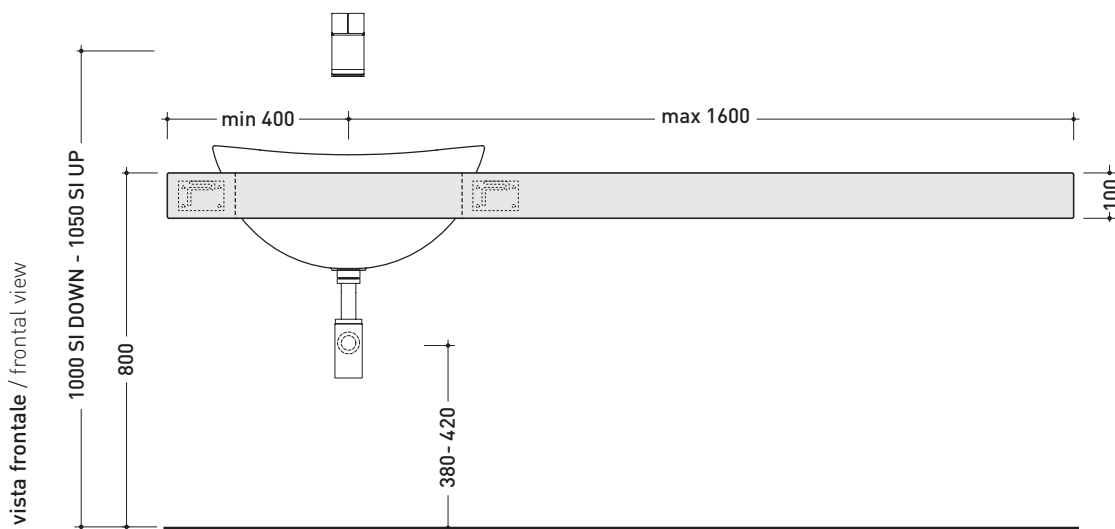
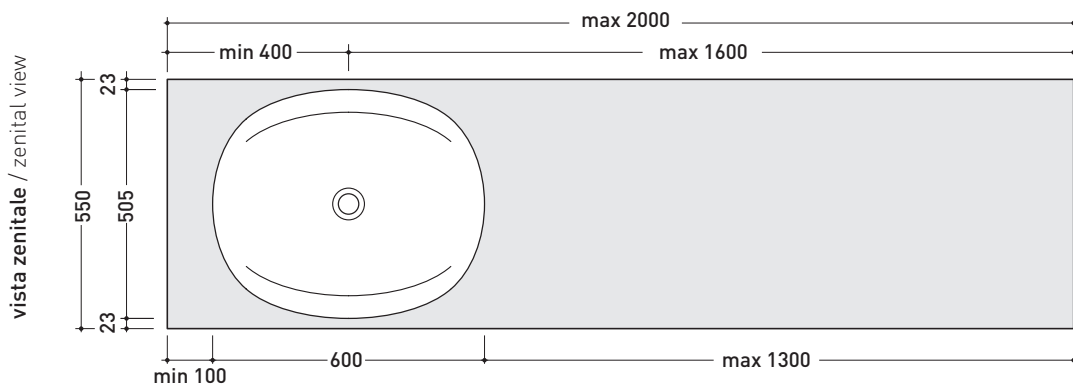
Shelf from 80 to 150 x 55 x h 10 cm suitable for IO60 basin  
(fixing brackets included)

**IO60M3**

Shelf from 150 to 200 x 55 x h 10 cm suitable for IO60 basin  
(fixing brackets included)

- Complements:
- IO60 recessed basin (IO4260)
  - Make-Up mirrors and lamps
  - App mirrors
  - Hot/Cold mirror (SPHC)
  - Left/Right mirror (SPLR)
  - Line mirrors (BASC20 - BASC30 - BASC40)

Tap holes are not made on this article by Flaminia



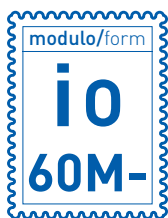
REFERENCE TO THE COMPULSORY ORDER FORM

sizes in mm

WOOD: finishes



light oak    dark oak



MODULO PER LA REALIZZAZIONE DELLE MENSOLE **IO** A MISURA PER ART. **IO4260**  
**IO CUSTOMIZED SHELVES FOR ART. IO4260 FORM**



**E' obbligatorio fotocopiare questa pagina, compilarla con cura e allegarla all'ordine.**  
 Is compulsory to photocopy this page, carefully fill in and attach to the order.

➔➔ **1** DETTAGLI ORDINE / ORDER DETAILS

cliente - client

ordine - order n:

data - date:

ref.:

annotazioni - notes

➔➔ **2** SCELTA ARTICOLO / ITEM CHOICE

E' importante consultare prima la scheda tecnica relativa  
 It's important to consult before the technical detail

art. **IO60M2**  
 mensola / shelf da / from 80 a / to 150 cm

art. **IO60M3**  
 mensola / shelf da / from 150 a / to 200 cm

art. **IO60M4**  
 mensola / shelf da / from 80 a / to 250 cm  
 (solo in **Pietraluce** / only in **Pietraluce**)

➔➔ **3** SCELTA MATERIALE / MATERIAL SELECTION

**PIETRALUCE**

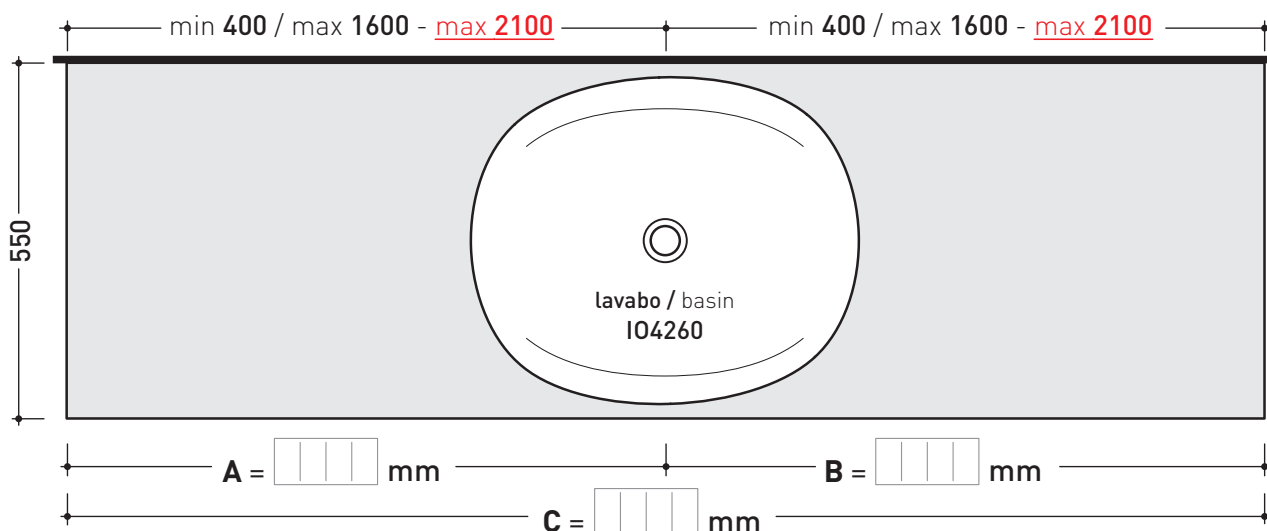
- |  |   |
|--|---|
| <input type="checkbox"/> bianco - white            | <input type="checkbox"/> nero - black         |
| <input type="checkbox"/> grigio - grey             | <input type="checkbox"/> sabbia - sand        |
| <input type="checkbox"/> beige - beige             | <input type="checkbox"/> argilla - argilla    |
| <input type="checkbox"/> sabbia - sand             | <input type="checkbox"/> grafite - graphite   |
| <input type="checkbox"/> blu ultram. - marine blue | <input type="checkbox"/> latte - milky white  |
| <input type="checkbox"/> rosso cuoio - red         | <input type="checkbox"/> gr. lava - lava grey |

**FINITURE LEGNO / WOOD FINISHES**

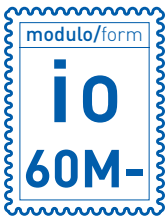
- |   |   |
|---|---|
| <input type="checkbox"/> rovere moro - dark oak | <input type="checkbox"/> rovere sbiancato - light oak |
|---|---|

➔➔ **4** SCELTA MISURE / MEASURES

➔ **FLAMINIA.**



• **A** = misura interasse lavabo da sinistra / left distance of basin.      • **C** = misura totale della mensola / total length of the shelf.  
 • **B** = misura interasse lavabo da destra / right distance of basin.      • verificare sempre che / verify that: **A + B = C**.



MODULO PER LA REALIZZAZIONE DELLE MENSOLE **IO** A MISURA PER DOPPIO ART. **IO4260**

**IO** CUSTOMIZED SHELVES FOR DOUBLE ART. **IO4260** FORM



**E' obbligatorio fotocopiare questa pagina, compilarla con cura e allegarla all'ordine.**  
Is compulsory to photocopy this page, carefully fill in and attach to the order.

➔➔ **1**

**DETTAGLI ORDINE / ORDER DETAILS**

cliente - client \_\_\_\_\_

ordine - order n: \_\_\_\_\_ data - date: \_\_\_\_\_ ref.: \_\_\_\_\_

annotazioni - notes \_\_\_\_\_

➔➔ **2**

**SCELTA ARTICOLO / ITEM CHOICE**

E' importante consultare prima la scheda tecnica relativa  
It's important to consult before the technical detail

- art. **IO60M2 - IO60M3**  
mensola / shelf da / from 150 a / to 200 cm
- art. **IO60M4**  
mensola / shelf da / from 150 a / to 250 cm  
(solo in Pietraluce / only in Pietraluce)

➔➔ **3**

**SCELTA MATERIALE / MATERIAL SELECTION**

**PIETRALUCE**

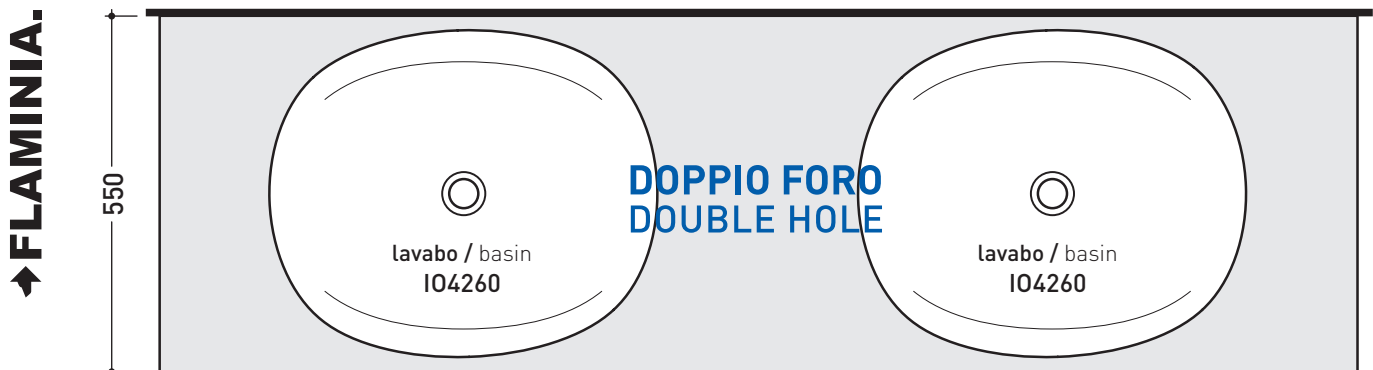
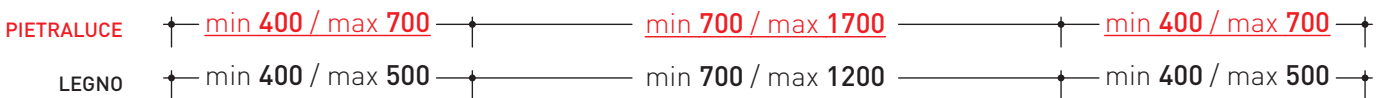
- |  |   |
|--|---|
| <input type="checkbox"/> bianco - white            | <input type="checkbox"/> nero - black         |
| <input type="checkbox"/> grigio - grey             | <input type="checkbox"/> sabbia - sand        |
| <input type="checkbox"/> beige - beige             | <input type="checkbox"/> argilla - argilla    |
| <input type="checkbox"/> sabbia - sand             | <input type="checkbox"/> grafite - graphite   |
| <input type="checkbox"/> blu ultram. - marine blue | <input type="checkbox"/> latte - milky white  |
| <input type="checkbox"/> rosso cuoio - red         | <input type="checkbox"/> gr. lava - lava grey |

**FINITURE LEGNO / WOOD FINISHES**

- rovere moro - dark oak     rovere sbiancato - light oak

➔➔ **4**

**SCELTA MISURE / MEASURES**



- A = misura interasse lavabo da sinistra / left distance of basin.
- B = misura interasse lavabo da destra / right distance of basin.
- C = misura totale del piano / total length of the shelf.
- verificare sempre che / verify that: **A + B + C = D.**