

design **ALEXANDER DURINGER** and **STEFANO ROSINI** 2004

I084

Recessed bath-tub in Pietraluce 193 cm - SHELF NOT INCLUDED
- drain cover CHROME finish only)

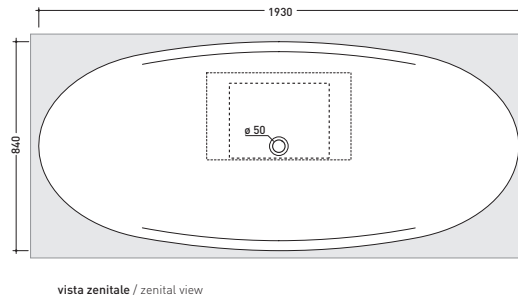
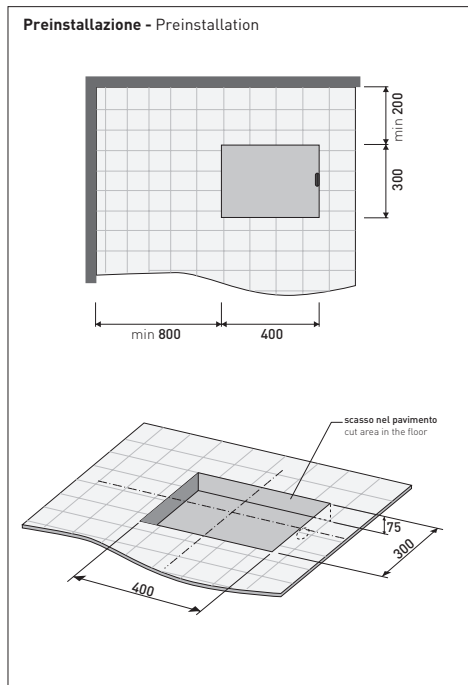
(drainage system and fixing kit included art. SIFVA)

Complements: **Line taps bath-tub:** ONE - NOKÉ - SI - FOLD - X1
Line accessories: TWO - HOOP - NOKÉ - FOLD

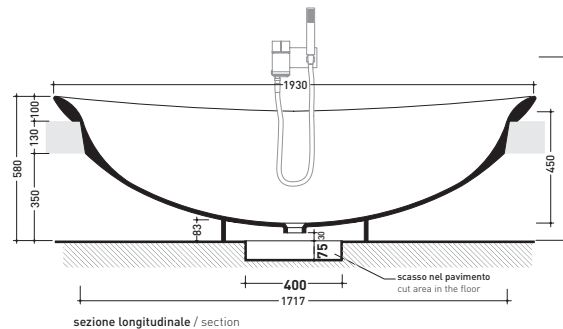
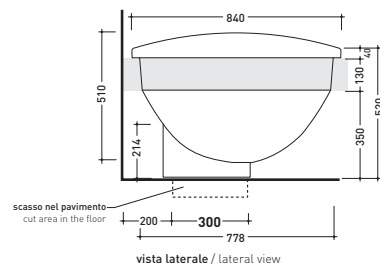
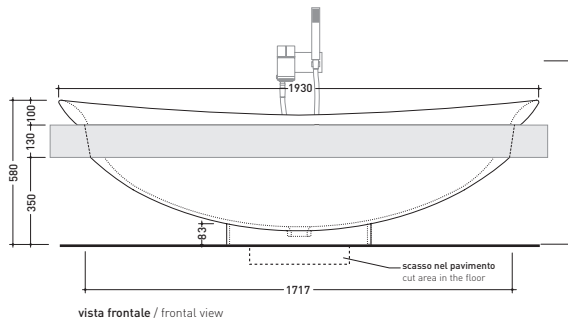
Package dim. 206 x 93 x 72 cm | Weight 150 kg | Pz. Pallet n° 1



UNI EN 14516 - CLO Dop-No14516



**Capacità Max / Max Capacity 150 L.
Peso Netto / Net Weight 150 Kg.**



sizes in mm

PIETRALUCE: glossy finish



matt finish

