

design **FLAMINIA DESIGN TEAM**

2014


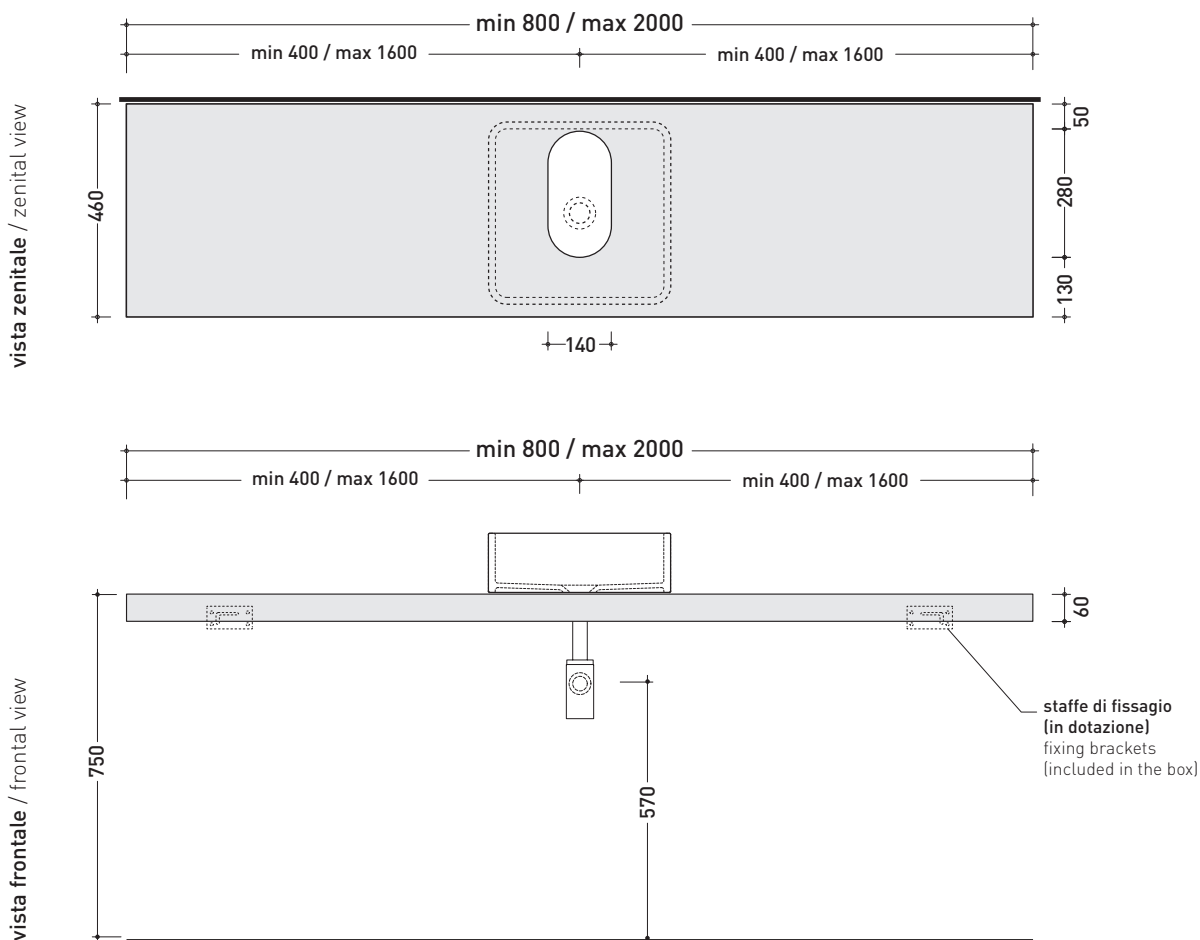
SLMW per Miniwash (MWL40/48/60/75 - MW60/75PR)

Mensola da cm 80 a 200 x 46 x h 6 per lavabi Miniwash da appoggio
(staffe di fissaggio incluse)

Complementi: Specchi e Lampade Make-Up
Specchi Simple
Specchi App
Specchio Hot/Cold (SPHC)
Specchio Left/Right (SPLR)
Specchi Line (BASC20 - BASC30 - BASC40)



Su questo prodotto Flaminia non pratica fori rubinetteria



RIFERIMENTO
MODULO ORDINE
OBBLIGATORIO

dimensioni in mm

LEGNO: finitura rustica



marrone



MODULO PER LA REALIZZAZIONE DELLE MENSOLE **SOLID** A MISURA PER ART. **MWL40-48-60-75 / MW60-75PR**

SOLID CUSTOMIZED SHELVES FOR ART. MWL40-48-60-75 / MW60-75PR FORM



E' obbligatorio fotocopiare questa pagina, compilarla con cura e allegarla all'ordine.
It is compulsory to photocopy this page, carefully fill in and attach to the order.

➔➔ **1**

DETTAGLI ORDINE / ORDER DETAILS

ordinante - buyer _____ cliente - client _____

ordine - order n: _____ data - date: _____ ref.: _____

annotazioni - notes _____

➔➔ **2**

SCelta ARTICOLO / ITEM CHOICE

E' importante consultare prima la scheda tecnica relativa
It's important to consult before the technical detail

art. **SLMW**
mensola / shelf da / from 80 a / to 200 cm

➔➔ **3**

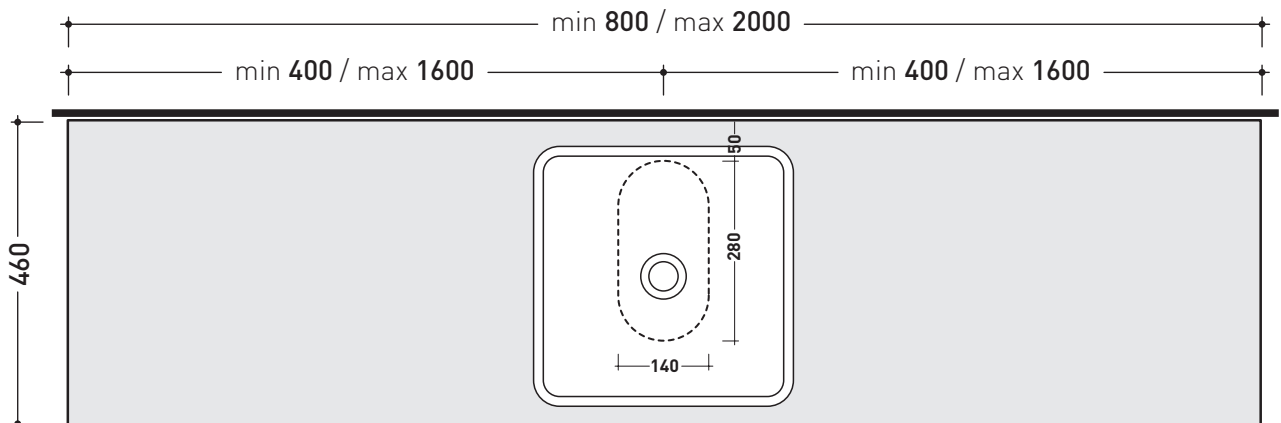
SCelta MATERIALE / MATERIAL SELECTION

LEGNO RUSTICO / RUSTIC WOOD

marrone - brown

➔➔ **4**

SCelta MISURE / MEASURES



➔ **FLAMINIA.**

lavabo / basin
MWL40 - MWL48 - MWL60 - MWL75 - MW60PR - MW75PR


A = [] mm B = [] mm

C = [] mm

- **A** = misura interasse lavabo da sinistra / left distance of basin.
- **B** = misura interasse lavabo da destra / right distance of basin.
- **C** = misura totale della mensola / total length of the shelf.
- verificare sempre che / verify that: **A + B = C.**



MODULO PER LA REALIZZAZIONE DELLE MENSOLE **SOLID** A MISURA PER DOPPIO ART. **MWL40-48-60-75 / MW60-75PR**
SOLID CUSTOMIZED SHELVES FOR DOUBLE ART. MWL40-48-60-75 / MW60-75PR FORM

 **E' obbligatorio fotocopiare questa pagina, compilarla con cura e allegarla all'ordine.**
 It is compulsory to photocopy this page, carefully fill in and attach to the order.

➔➔ **1** DETTAGLI ORDINE / ORDER DETAILS

ordinante - buyer _____ cliente - client _____

ordine - order n: _____ data - date: _____ ref.: _____

annotazioni - notes _____

➔➔ **2** SCELTA ARTICOLO / ITEM CHOICE

E' importante consultare prima la scheda tecnica relativa
 It's important to consult before the technical detail

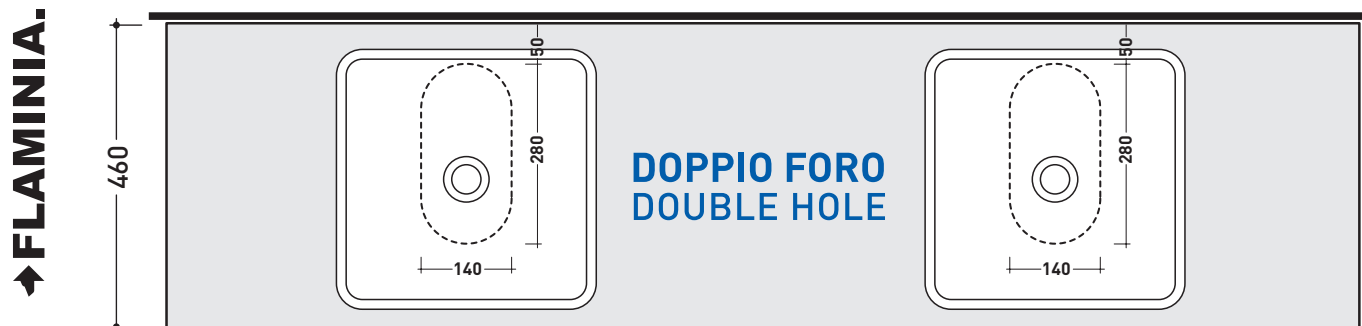
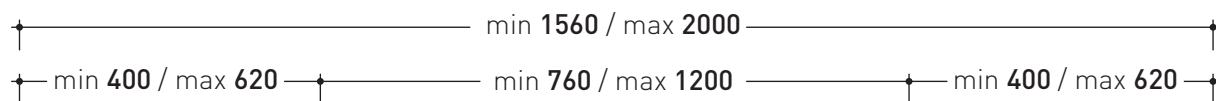
art. **SLMW**
 mensola / shelf da / from **156 a / to 200 cm**

➔➔ **3** SCELTA MATERIALE / MATERIAL SELECTION

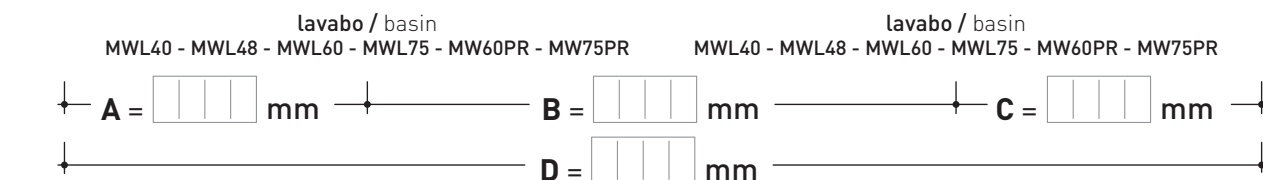
LEGNO RUSTICO / RUSTIC WOOD

marrone - brown

➔➔ **4** SCELTA MISURE / MEASURES



➔ **FLAMINIA.**



- A = misura interasse lavabo da sinistra / left distance of basin.
- B = misura interasse lavabi / distance between basins.
- C = misura interasse lavabo da destra / right distance of basin.
- D = misura totale della mensola / total length of the shelf.
- verificare sempre che / verify that: **A + B + C = D.**