

design ALESSIO PINTO

2020

FI60SV Filo 60

Struttura in acciaio inox verniciato con piani in vetro per lavabi da appoggio

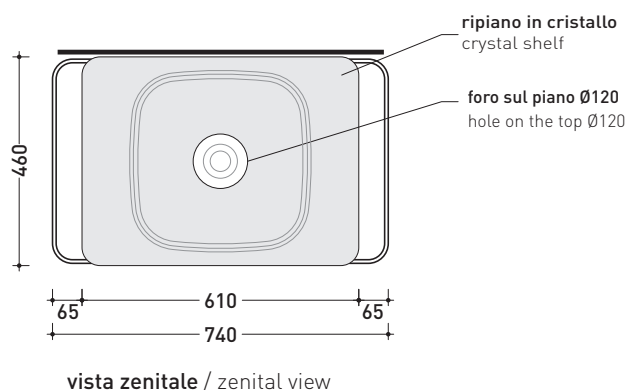
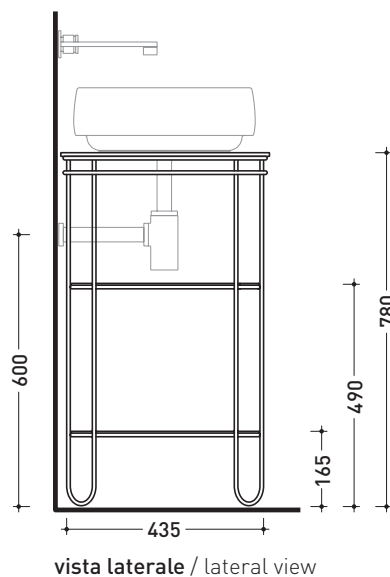
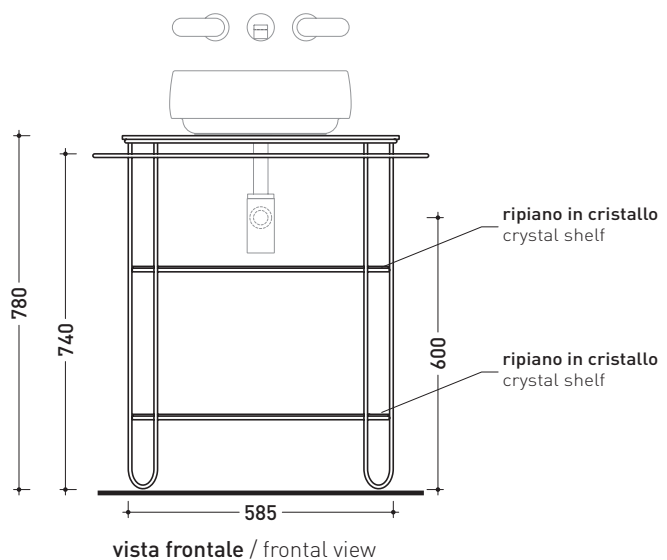
Complementi: **Lavabi appoggio:**
App 40 (AP40A) - **Boll 42** (BL42L) - **Boll 56** (BL56L) - **Bonola 46** (BN46A) - **Doppio Zero** (DZ46L) - **Flag 40** (FG40A) - **Flag 50** (FG50A)
 - **Miniwash 40** (MWL40) - **Miniwash 48** (MWL48) - **Nile 40** (NL40A)
 - **NudaSlim 60** (ND60A) - **Roll 44** (RL44L) - **Roll 56** (RL56L)
Rubinetti lavabo linea: ONE - NOKÉ - SI - FOLD - X1
Accessori linea: TWO - HOOP - NOKÉ - FOLD

Accessori tecnici: **Sifone cromo** (SIFL/CR) - **Sifone telescopico cromo** (SIFL066)
Piletta Stop & Go (PLSG)
Piletta Stop & Go in ceramica (PLCE)
Set 2 pezzi rubinetto filtro cromo (RF026)

Dim. Imballo	cm	Peso	kg	Pz. Pallet n°



CE



dimensioni in mm

ACCIAIO INOX: finiture opache

VETRO: finiture opache



nero



nero

design **ALESSIO PINTO**

2020

FI75SV Filo 75

Struttura in acciaio inox verniciato con piani in vetro per lavabi da appoggio

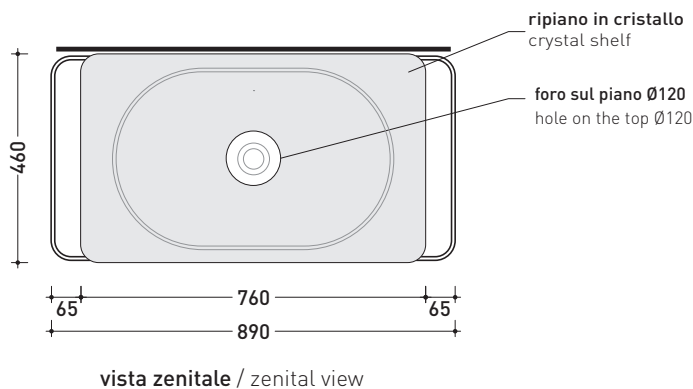
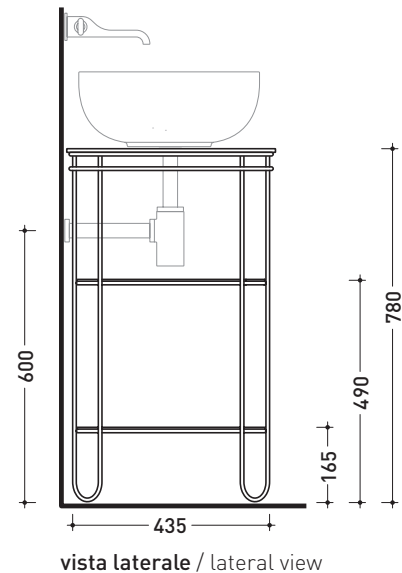
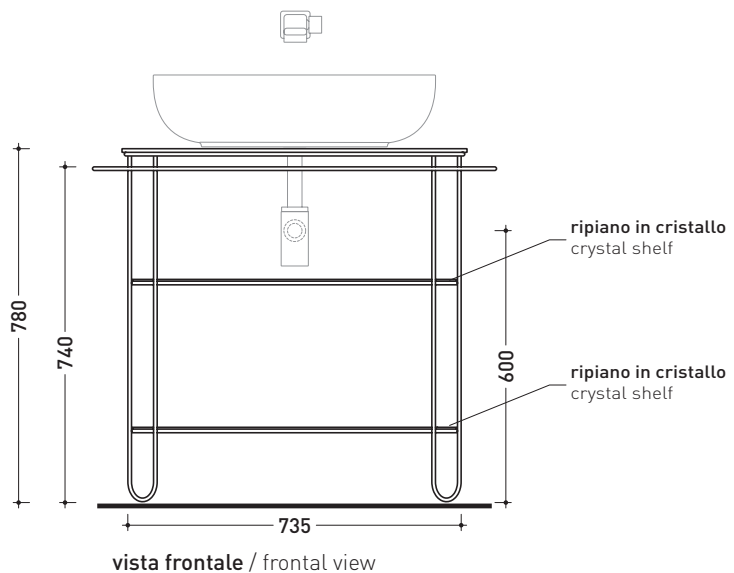
Complementi: **Lavabi appoggio:**

App 40 (AP40A) - **App 62** (AP62A) - **Boll 42** (BL42L) - **Boll 56** (BL56L) - **Bonola 46** (BN46A) - **Doppio Zero** (DZ46L) - **Flag 40** (FG40A) - **Flag 50** (FG50A) - **Miniwash 40** (MWL40) - **Miniwash 48** (MWL48) - **Miniwash 60** (MWL60) - **Nile 40** (NL40A) - **Nile 62** (NL62A) - **NudaSlim 60** (ND60A) - **Pass 62** (PS62C) - **Pass 65** (PS65AT) - **Roll 44** (RL44L) - **Roll 56** (RL56L)
Rubinetti lavabo linea: ONE - NOKÉ - SI - FOLD - X1
Accessori linea: TWO - HOOP - NOKÉ - FOLD

Accessori tecnici: **Sifone cromo** (SIFL/CR) - **Sifone telescopico cromo** (SIFL066)
Piletta Stop & Go (PLSG)
Piletta Stop & Go in ceramica (PLCE)
Set 2 pezzi rubinetto filtro cromo (RF026)

Dim. Imballo **cm** | Peso **23 kg** | Pz. Pallet n° -

CE



dimensioni in mm

ACCIAIO INOX: finiture opache

VETRO: finiture opache



nero



nero