

Acquagrande

→ FLAMINIA.

design GIULIO CAPPELLINI, ROBERTO PALOMBA

1997

5051/INC Acquagrande 100

Recessed basin 100 cm

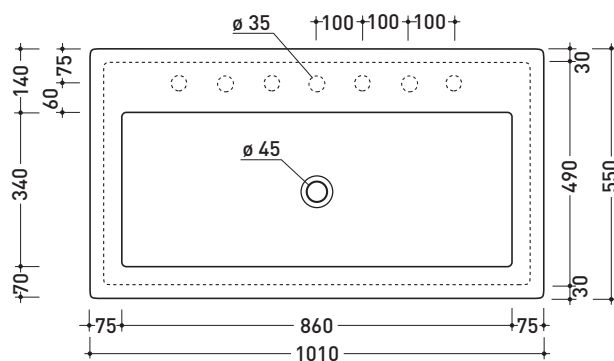
• WITH OVERFLOW • ARRANGED FOR SEVEN HOLES TAP

Complements: **Line taps basin:** ONE - NOKÉ - SI - FOLD - X1
Line accessories: TWO - HOOP - NOKÉ - FOLD

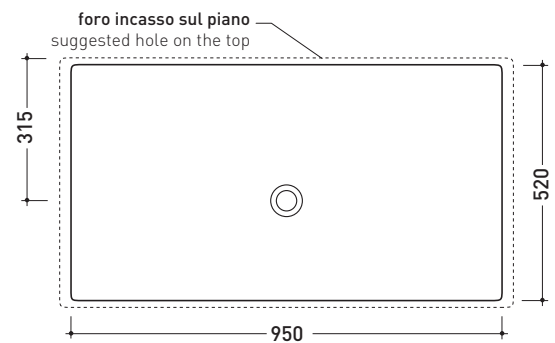
Technical accessories: **Chrome siphon (SIFL/CR) - Telescopic chrome siphon (SIFL066)**
Stop & Go drain (PLSG)
CERAMIC Stop & Go drain (PLCE)
Two piece set chrome tap filters (RF026)

Package dim. 104 x 25 x 60 cm | Weight 41,5 kg | Pz. Pallet n° 8

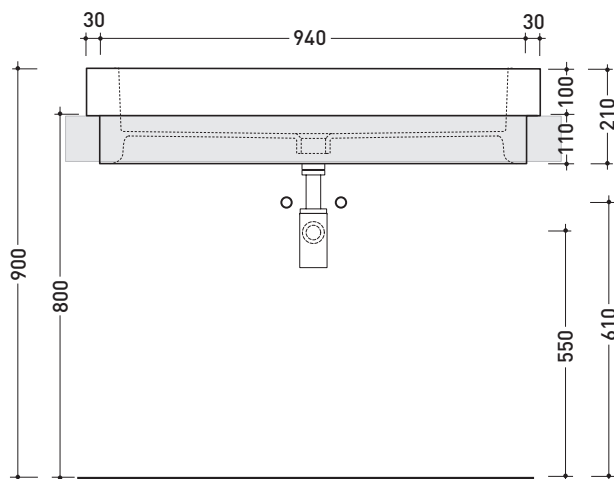
UNI EN 14688 - CL20 Dop-No14688



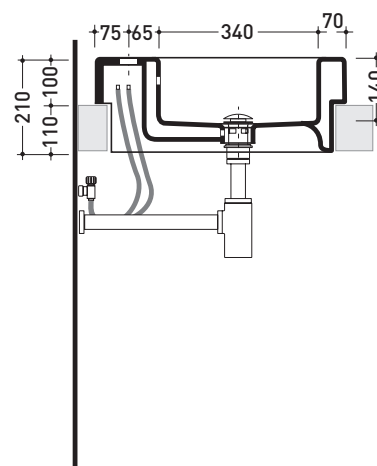
vista zenitale / zenital view



vista zenitale / zenital view



vista frontale / frontal view



sezione longitudinale / section

sizes in mm

CERAMIC: glossy finish



white

Please consider a 2% tolerance on indicated measurements