
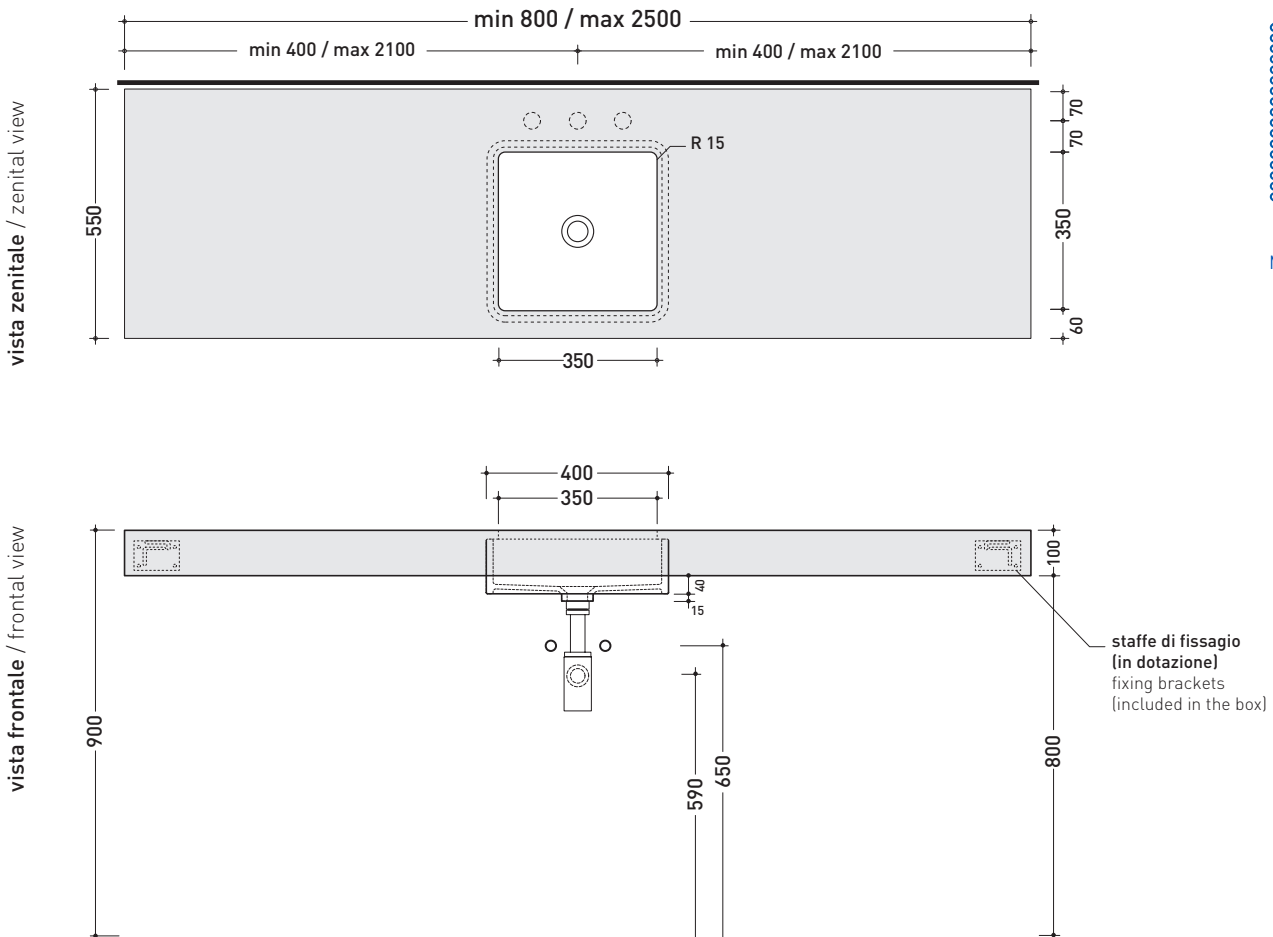


FY40SP + MW40SP

Mensola da cm 80 a 250 x 55 x h 10 in Pietraluce
per lavabo sottopiano Miniwash 40 (staffe di fissaggio incluse)

Complementi: Lavabo Miniwash 40 (MW40SP)
Specchi e Lampade MAKE-UP
Specchi APP - FLAG - MADRE - SIMPLE
Specchio Hot/Cold (SPHC)
Specchio Left/Right (SPLR)
Specchi Line (BASC20 - BASC30 - BASC40)



RIFERIMENTO
MODULO ORDINE
OBBLIGATORIO

dimensioni in mm

PIETRALUCE: finiture lucide




bianco nero blu ultramarina rosso cuoio beige sabbia grigio

finiture opache



latte carbone grigio lava argilla cenere



MODULO PER LA REALIZZAZIONE DELLE MENSOLE **FLYMAX** A MISURA PER ART. **MW40SP**

FLYMAX CUSTOMIZED SHELVES FOR ART. **MW40SP** FORM



E' obbligatorio fotocopiare questa pagina, compilarla con cura e allegarla all'ordine.
It is compulsory to photocopy this page, carefully fill in and attach to the order.

➔➔ **1**

DETTAGLI ORDINE / ORDER DETAILS

ordinante - buyer _____ cliente - client _____

ordine - order n: _____ data - date: _____ ref.: _____

annotazioni - notes _____

➔➔ **2**

SCELTA ARTICOLO / ITEM CHOICE

E' importante consultare prima la scheda tecnica relativa
It's important to consult before the technical detail

art. **FY40SP**
mensola / shelf da / from **142 a / to 250 cm**

➔➔ **3**

SCELTA MATERIALE / MATERIAL SELECTION

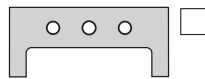
PIETRALUCE

- | | | | |
|---|--|--|---|
| <input type="checkbox"/> bianco - white | <input type="checkbox"/> nero - black | <input type="checkbox"/> blu ultram. - marine blue | <input type="checkbox"/> latte - milky white |
| <input type="checkbox"/> grigio - grey | <input type="checkbox"/> sabbia - sand | <input type="checkbox"/> carbone - carbone | <input type="checkbox"/> gr. lava - lava grey |
| <input type="checkbox"/> beige - beige | <input type="checkbox"/> rosso cuoio - red | <input type="checkbox"/> argilla - argilla | <input type="checkbox"/> cenere - cenere |

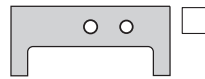
➔➔ **4**

SCELTA DETTAGLI / DETAIL SELECTION

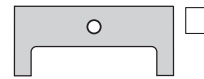
FORI RUBINETTERIA / TAP HOLES



3 fori - 3 holes



2 fori - 2 holes



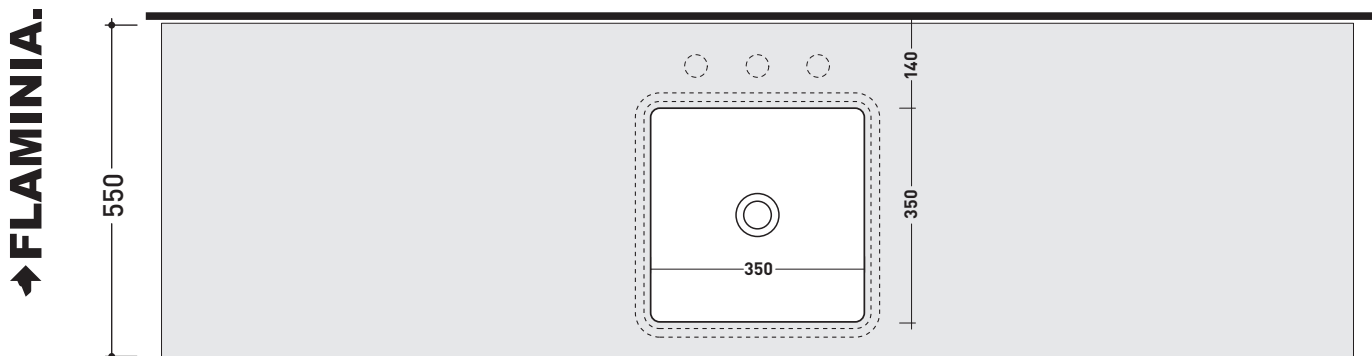
1 foro - 1 hole



NO fori - NO hole

➔➔ **5**

SCELTA MISURE / MEASURES




lavabo / basin
MW40SP

A = mm B = mm

C = mm

- **A** = misura interasse lavabo da sinistra / left distance of basin.
- **B** = misura interasse lavabo da destra / right distance of basin.
- **C** = misura totale della mensola / total length of the shelf.
- verificare sempre che / verify that: **A + B = C**.



MODULO PER LA REALIZZAZIONE DELLE MENSOLE **FLYMAX** A MISURA PER DOPPIO ART. **MW40SP**

FLYMAX CUSTOMIZED SHELVES FOR DOUBLE ART. MW40SP FORM



E' obbligatorio fotocopiare questa pagina, compilarla con cura e allegarla all'ordine.
It is compulsory to photocopy this page, carefully fill in and attach to the order.

➔➔ **1**

DETTAGLI ORDINE / ORDER DETAILS

ordinante - buyer _____ cliente - client _____

ordine - order n: _____ data - date: _____ ref.: _____

annotazioni - notes _____

➔➔ **2**

SCELTA ARTICOLO / ITEM CHOICE

E' importante consultare prima la scheda tecnica relativa
It's important to consult before the technical detail

art. **FY40SP**
mensola / shelf da / from **148 a / to 250 cm**

➔➔ **3**

SCELTA MATERIALE / MATERIAL SELECTION

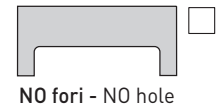
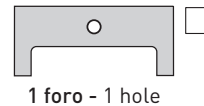
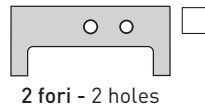
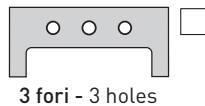
PIETRALUCE

- | | | | |
|---|--|--|---|
| <input type="checkbox"/> bianco - white | <input type="checkbox"/> nero - black | <input type="checkbox"/> blu ultram. - marine blue | <input type="checkbox"/> latte - milky white |
| <input type="checkbox"/> grigio - grey | <input type="checkbox"/> sabbia - sand | <input type="checkbox"/> carbone - carbone | <input type="checkbox"/> gr. lava - lava grey |
| <input type="checkbox"/> beige - beige | <input type="checkbox"/> rosso cuoio - red | <input type="checkbox"/> argilla - argilla | <input type="checkbox"/> cenere - cenere |

➔➔ **4**

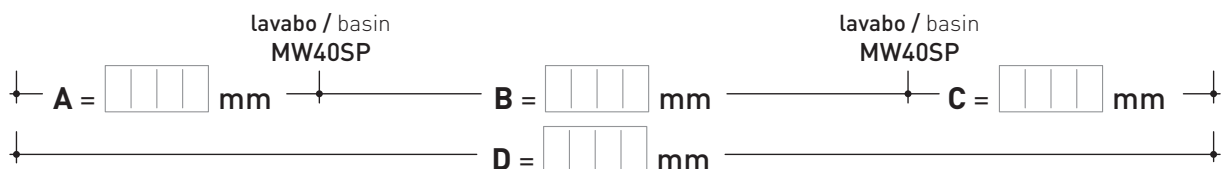

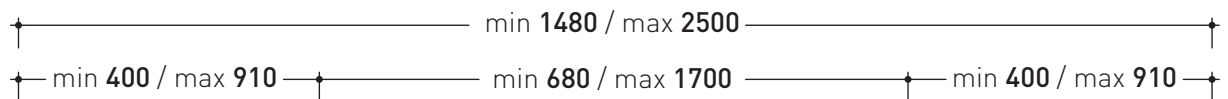
SCELTA DETTAGLI / DETAIL SELECTION

FORI RUBINETTERIA / TAP HOLES



➔➔ **5**

SCELTA MISURE / MEASURES



- A = misura interasse lavabo da sinistra / left distance of basin.
- B = misura interasse lavabi / distance between basins.
- C = misura interasse lavabo da destra / right distance of basin.
- D = misura totale della mensola / total length of the shelf.
- verificare sempre che / verify that: **A + B + C = D.**