

2019

AP176V App

Bath-tub 170 cm in Pietraluce (drainage system art. SIFMW included)

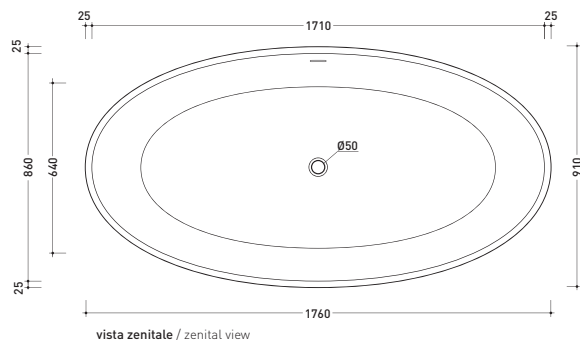
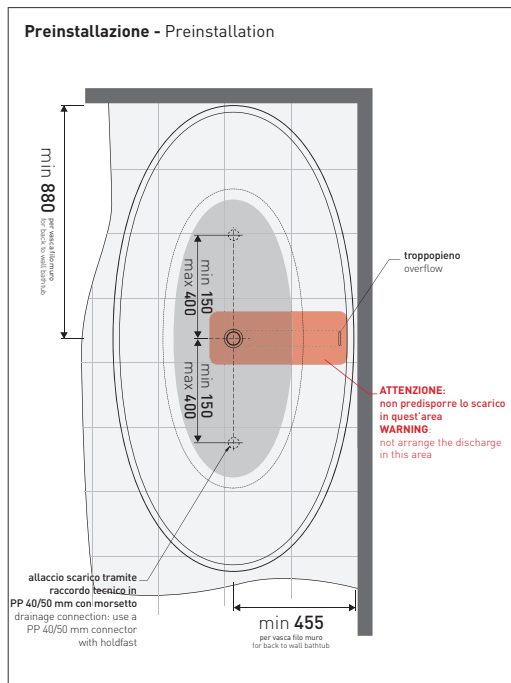
• WITH OVERFLOW

Complements: **Line taps bath-tub:** ONE - NOKÉ - SI - FOLD
Line accessories: TWO - HOOP - NOKÉ - FOLD

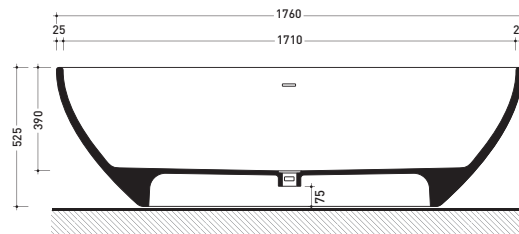
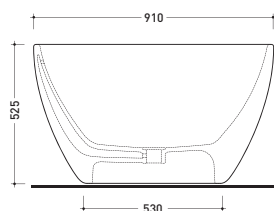
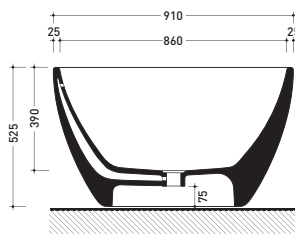
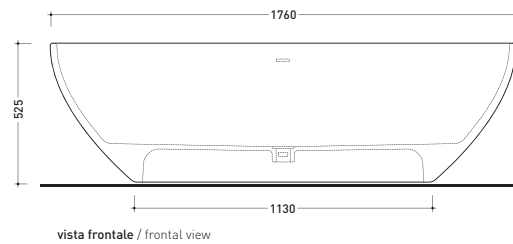
Package dim. 193 x 102 x 76 cm | Weight 170 kg | Pz. Pallet n° 1



UNI EN 14516 - CL1 Dop-No14516



Capacità Max / Max Capacity L.
 Peso Netto / Net Weight 170 Kg.



sizes in mm

PIETRALUCE: glossy finish



white black marine blue red beige sand grey

matt finish



milky white graphite lava grey argilla