

2019

## AP176V App

Vasca cm 176 in Pietraluce (completa di sistema di scarico art. SIFMW)

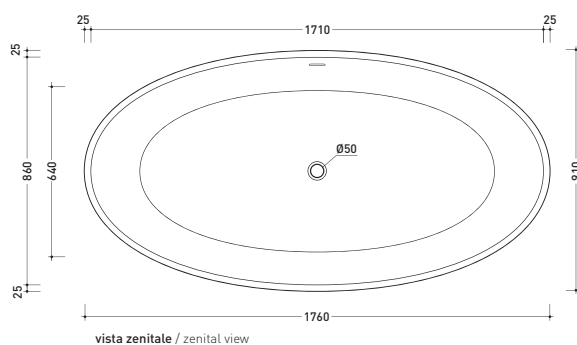
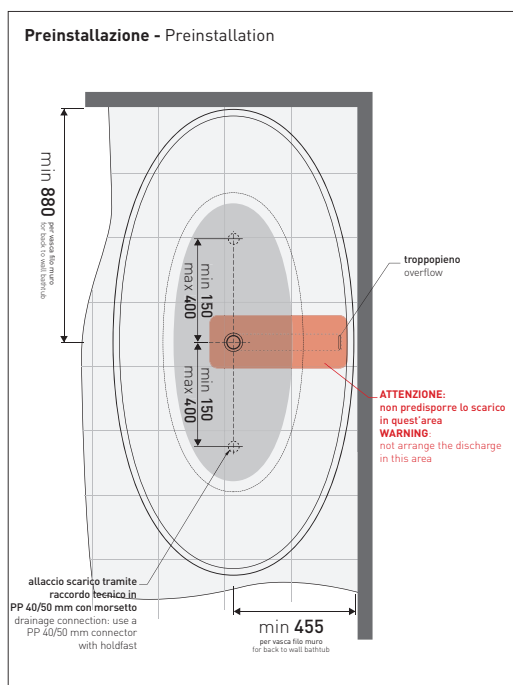
• CON TROPPOPIENO

Complementi: Rubinetti vasca linea ONE - NOKÉ - SI - FOLD  
Accessori linea TWO - HOOP - NOKÉ - FOLD

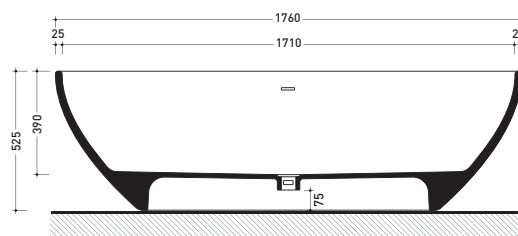
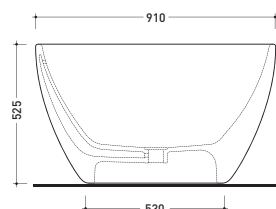
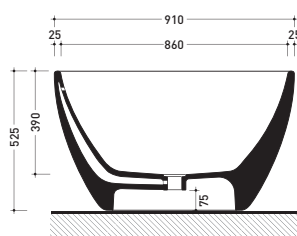
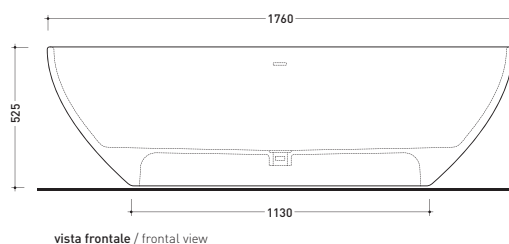
Dim. Imballo 193 x 102 x 76 cm | Peso 170 kg | Pz. Pallet n° 1



UNI EN 14516 - CL1 Dop-No14516



Capacità Max / Max Capacity L.  
Peso Netto / Net Weight 170 Kg.



dimensioni in mm

PIETRALUCE: finiture lucide



bianco nero blu ultramarina rosso cuoio beige sabbia grigio

finiture opache



latte grafite grigio lava argilla