

design **ALESSIO PINTO**

2008

VL66L Volo 66

Countertop - wall hung basin 66 cm

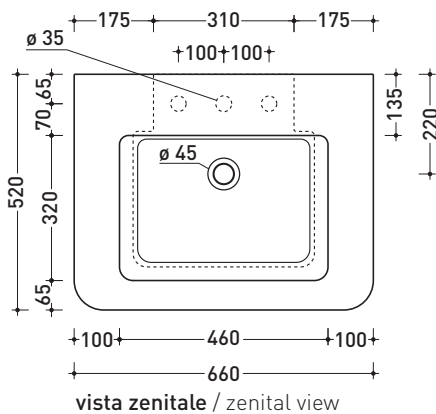
•WITH OVERFLOW •ARRANGED FOR THREE HOLES TAP

Complements: **Volo metal structure** (VL66M)
Forty6 shelf (F6VL66)
Solid shelf (SLVL66)
Furniture BOX - depth. 50
Line taps basin: ONE - NOKÉ - SI - FOLD - X1
Line accessories: TWO - HOOP - NOKÉ - FOLD

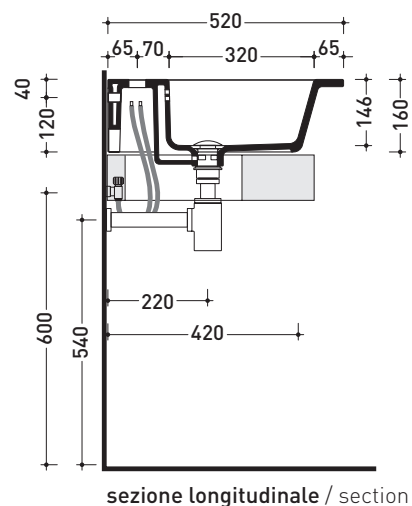
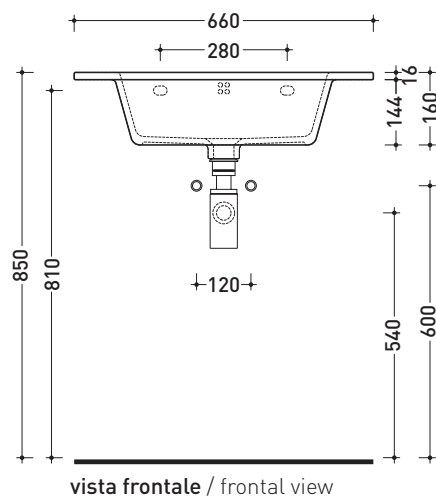
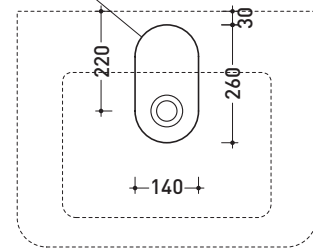
Technical accessories: **Chrome siphon** (SIFL/CR) - **Telescopic chrome siphon** (SIFL066)
Stop & Go drain (PLSG)
CERAMIC Stop & Go drain (PLCE)
Two piece set chrome tap filters (RF026)

Package dim. **66 x 20 x 53,5 cm** | Weight **21 kg** | Pz. Pallet n° **12**

UNI EN 14688 - CL20 Dop-No14688



foro consigliato sul piano
suggested hole on the top



sizes in mm

Please consider a 2% tolerance on indicated measurements

CERAMIC: glossy finish



matt finish



FOR THE COLORS MARKED
ASK FOR AVAILABILITY