

## PS65AT Pass 65

Oval countertop basin 65 cm

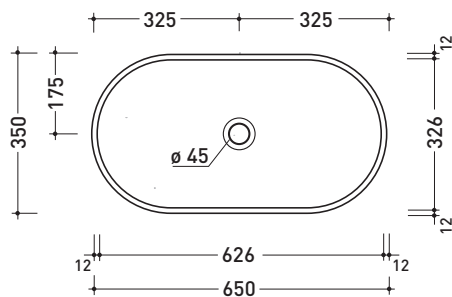
•WITHOUT OVERFLOW •WITHOUT TAP LEDGE

Complements: **Solid shelf** (SLPS65)  
**Forty6 shelf** (F6PS65)  
**Furniture BOX - depth. 37**  
**Furniture BOX - depth. 50**  
**Line taps basin: ONE - NOKÉ - SI - FOLD - X1**  
**Line accessories: TWO - HOOP - NOKÉ - FOLD**

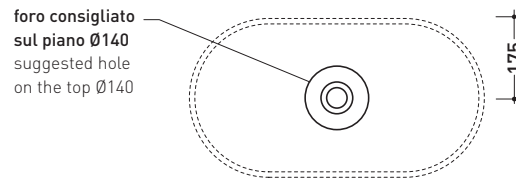
Technical accessories: **Chrome siphon** (SIFL/CR) - **Telescopic chrome siphon** (SIFL066)  
**Stop & Go drain** (PLSG)  
**CERAMIC Stop & Go drain** (PLCE)  
**Two piece set chrome tap filters** (RF026)

Package dim. | Weight **11 kg** | Pz. Pallet n° **30**

CE UNI EN 14688 - CL00 Dop-No14688

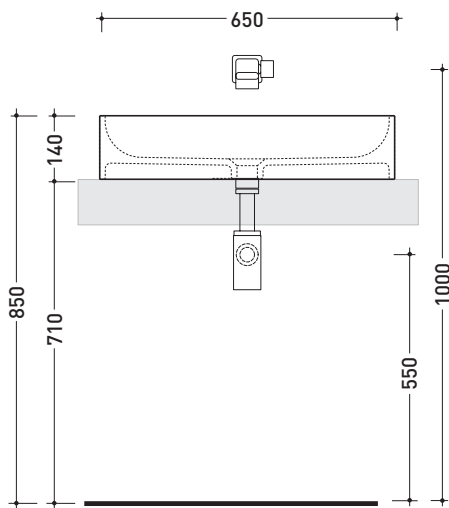


vista zenitale / zenital view

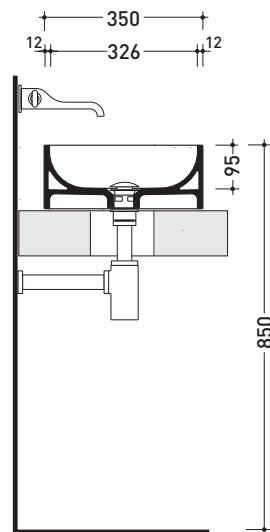


foro consigliato sul piano Ø140 suggested hole on the top Ø140

vista zenitale / zenital view



vista frontale / frontal view



sezione longitudinale / section

sizes in mm

Please consider a 2% tolerance on indicated measurements

CERAMIC: glossy finish



matt finish

