

design **PATRICK NORGUET**

2013

## NL40A Nile 40

Countertop basin cm 40

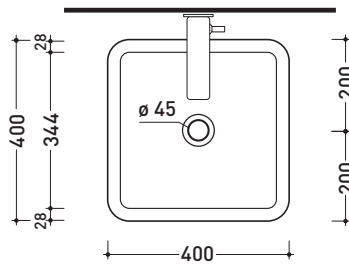
• WITHOUT OVERFLOW

Complements: **Forty6 shelf (F6NL)**  
**Solid shelf (SLNL)**  
**Furniture BOX - depth. 50**  
**Line taps basin: ONE - NOKÉ - FOLD - SI - X1**  
**Line accessories: TWO - HOOP - NOKÉ - FOLD**

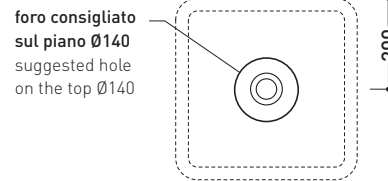
Technical accessories: **Chrome siphon (SIFL/CR) - Telescopic chrome siphon (SIFL066)**  
**Stop & Go drain (PLSG)**  
**CERAMIC Stop & Go drain (PLCE)**  
**Two piece set chrome tap filters (RF026)**

Package dim. | Weight **kg 9** | Pz. Pallet n° **48**

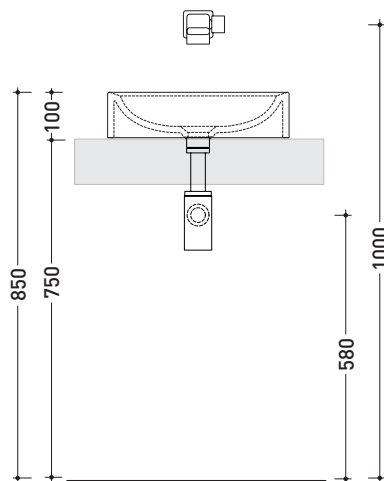
UNI EN 14688 - CL00 **Dop-No14688**



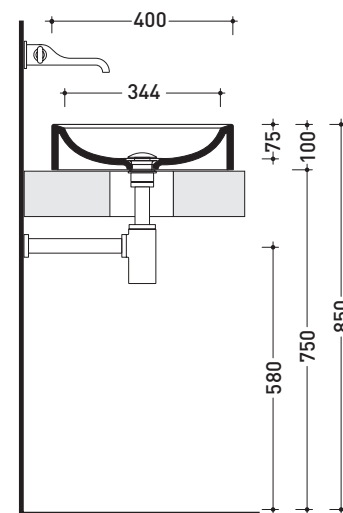
vista zenitale / zenital view



vista zenitale / zenital view



vista frontale / frontal view



sezione longitudinale / section

sizes in mm

Please consider a 2% tolerance on indicated measurements

CERAMIC: glossy finish



white black

matt finish



milky white graphite lava grey

<http://www.ceramicaflaminia.it/en/products/304-nile>

©ceramicaflaminiaspa - All rights reserved. Unauthorized copying, publication, reproduction as well as partial reproduction are prohibited

april 2019

