

design **FLAMINIA DESIGN TEAM**

2010


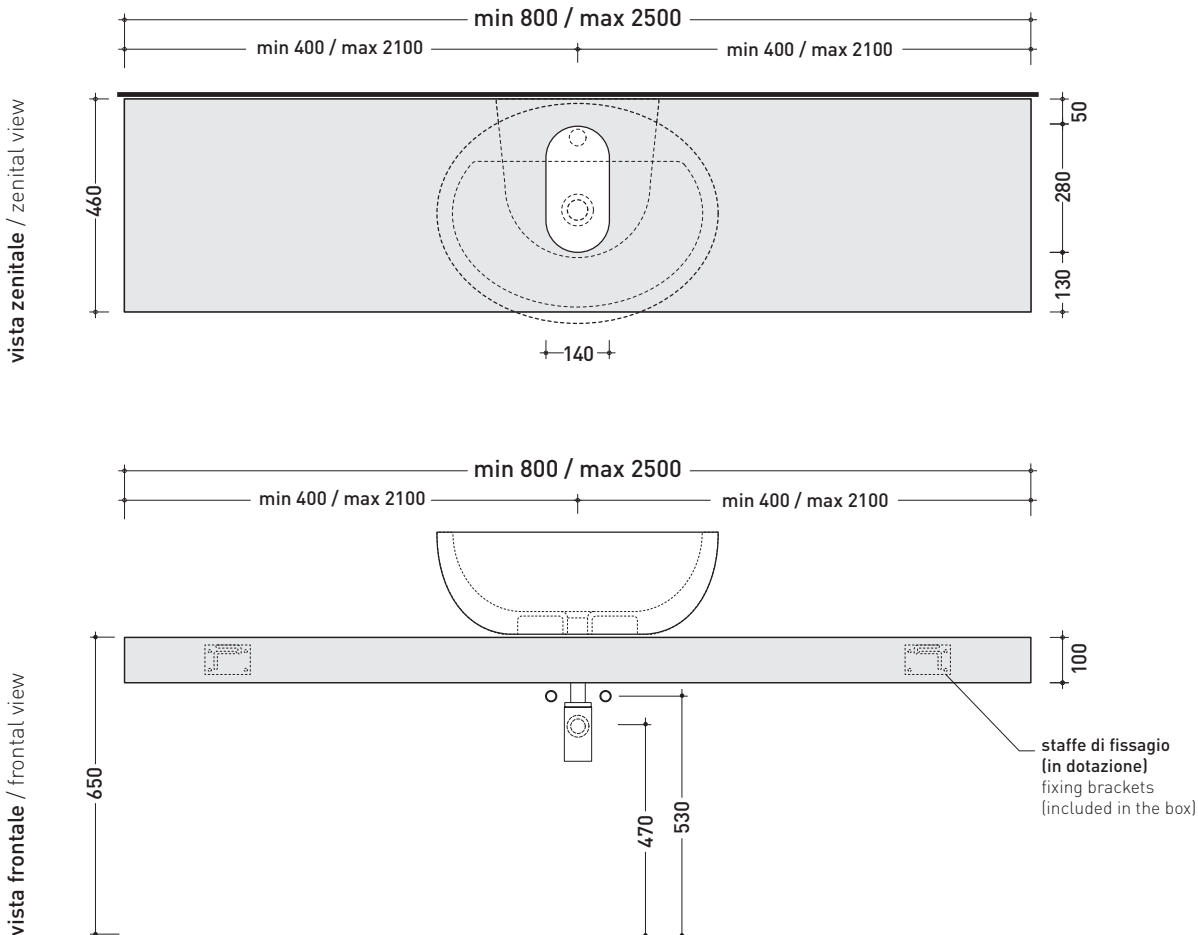
F6DP suitable for Dip 62 (DP481 - DP482)

Shelf from 80 to 250 x 46 x h 10 cm suitable for Dip 62 basins
(fixing brackets included)

Complements: **Make-Up mirrors and lamps**
App mirros
Simple mirros
Hot/Cold mirror (SPHC)
Left/Right mirror (SPLR)
Line mirrors (BASC20 - BASC30 - BASC40)



Tap holes are not made on this article by Flaminia




REFERENCE TO
THE COMPULSORY
ORDER FORM


sizes in mm

PIETRALUCE: glossy finish



matt finish





MODULO PER LA REALIZZAZIONE DELLE MENSOLE **FORTY6** A MISURA PER ART. **DP481 / DP482**

FORTY6 CUSTOMIZED SHELVES FOR ART. **DP481 / DP482** FORM



E' obbligatorio fotocopiare questa pagina, compilarla con cura e allegarla all'ordine.
It is compulsory to photocopy this page, carefully fill in and attach to the order.

➔➔ **1**

DETTAGLI ORDINE / ORDER DETAILS

ordinante - buyer		cliente - client	
ordine - order n:	data - date:	ref.:	
annotazioni - notes			

➔➔ **2**

SCELTA ARTICOLO / ITEM CHOICE

E' importante consultare prima la scheda tecnica relativa
It's important to consult before the technical detail

art. F6DP
mensola / shelf da / from 80 a / to 250 cm

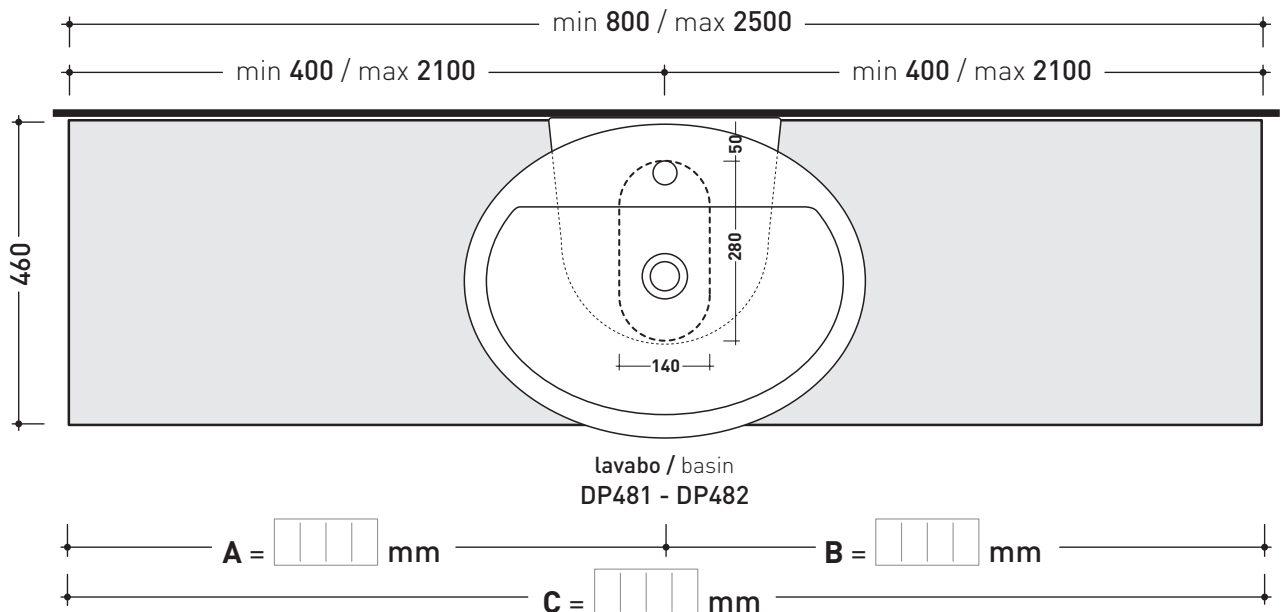
➔➔ **3**

SCELTA MATERIALE / MATERIAL SELECTION

PIETRALUCE lucida / glossy		PIETRALUCE opaco / mat	
<input type="checkbox"/> bianco - white	<input type="checkbox"/> sabbia - sand	<input type="checkbox"/> argilla - argilla	<input type="checkbox"/> gr. lava - lava grey
<input type="checkbox"/> grigio - grey	<input type="checkbox"/> nero - black	<input type="checkbox"/> latte - milky white	<input type="checkbox"/> grafite - graphite
<input type="checkbox"/> beige - beige	<input type="checkbox"/> rosso cuoio - red		
<input type="checkbox"/> blu ultram. - marine blue			

➔➔ **4**

SCELTA MISURE / MEASURES



• **A** = misura interasse lavabo da sinistra / left distance of basin. • **C** = misura totale della mensola / total length of the shelf.
• **B** = misura interasse lavabo da destra / right distance of basin. • verificare sempre che / verify that: **A + B = C**.



MODULO PER LA REALIZZAZIONE DELLE MENSOLE **FORTY6** A MISURA PER DOPPIO ART. **DP481 / DP482**

FORTY6 CUSTOMIZED SHELVES FOR DOUBLE ART. **DP481 / DP482** FORM



E' obbligatorio fotocopiare questa pagina, compilarla con cura e allegarla all'ordine.
It is compulsory to photocopy this page, carefully fill in and attach to the order.

➔➔ **1**

DETTAGLI ORDINE / ORDER DETAILS

ordinante - buyer		cliente - client	
ordine - order n:	data - date:	ref.:	
annotazioni - notes			

➔➔ **2**

SCELTA ARTICOLO / ITEM CHOICE

E' importante consultare prima la scheda tecnica relativa
It's important to consult before the technical detail

art. **F6DP**
mensola / shelf da / from 172 a / to 250 cm

➔➔ **3**

SCELTA MATERIALE / MATERIAL SELECTION

PIETRALUCE lucida / glossy

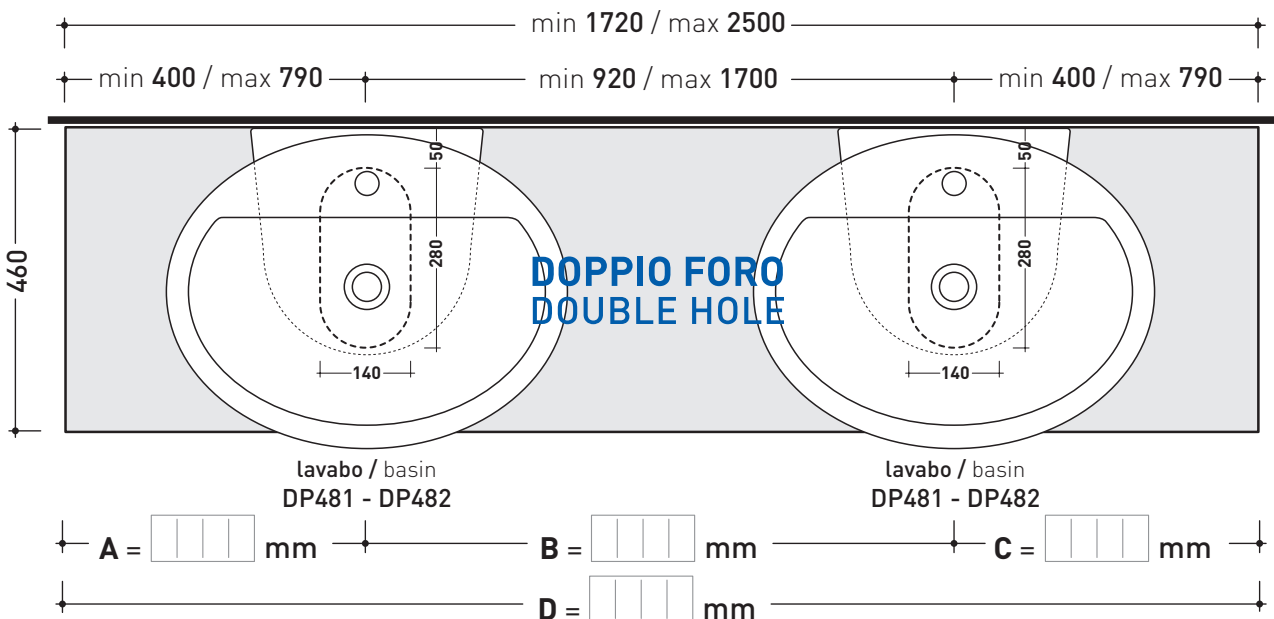
- | | |
|--|--|
| <input type="checkbox"/> bianco - white | <input type="checkbox"/> sabbia - sand |
| <input type="checkbox"/> grigio - grey | <input type="checkbox"/> nero - black |
| <input type="checkbox"/> beige - beige | <input type="checkbox"/> rosso cuoio - red |
| <input type="checkbox"/> blu ultram. - marine blue | |

PIETRALUCE opaco / mat

- | | |
|--|---|
| <input type="checkbox"/> argilla - argilla | <input type="checkbox"/> gr. lava - lava grey |
| <input type="checkbox"/> latte - milky white | <input type="checkbox"/> grafite - graphite |

➔➔ **4**

SCELTA MISURE / MEASURES



- **A** = misura interasse lavabo da sinistra / left distance of basin.
- **B** = misura interasse lavabi / distance between basins.
- **C** = misura interasse lavabo da destra / right distance of basin.

- **D** = misura totale della mensola / total length of the shelf.
- verificare sempre che / verify that: **A + B + C = D.**